

# LENGTH SPECTRA AND DEGENERATION OF FLAT METRICS

MOON DUCHIN, CHRISTOPHER J. LEININGER, AND KASRA RAFI

ABSTRACT. In this paper we consider flat metrics (semi-translation structures) on surfaces of finite type. There are two main results. The first is a complete description of when a set of simple closed curves is spectrally rigid, that is, when the length vector determines a metric among the class of flat metrics. Secondly, we give an embedding into the space of geodesic currents and use this to obtain a compactification of the space of flat metrics. The geometric interpretation is that flat metrics degenerate to *mixed structures* on the surface: part flat metric and part measured foliation.

## 1. INTRODUCTION

From the lengths of all, or some, curves on a surface  $S$ , can you identify the metric? To be precise, fix a finite-type surface  $S$ , denote by  $\mathcal{C}(S)$  the set of homotopy classes of closed curves on  $S$ , and let  $\mathcal{S}(S)$  be the homotopy classes represented by simple closed curves (simply denoted by  $\mathcal{C}$  and  $\mathcal{S}$  when  $S$  is understood). Given an isotopy class of metrics  $\rho$  and a curve  $\alpha \in \mathcal{C}$ , we write  $\ell_\rho(\alpha)$  to denote the infimum of lengths of representatives of  $\alpha$  in a representative metric for  $\rho$ , and we call this the *length of  $\alpha$  in  $\rho$*  or the  $\rho$ -*length of  $\alpha$* . For a set of curves  $\Sigma \subset \mathcal{C}$ , we define the (*marked*)  $\Sigma$ -*length spectrum of  $\rho$*  to be the length vector, indexed over  $\Sigma$ :

$$\lambda_\Sigma(\rho) = (\ell_\rho(\alpha))_{\alpha \in \Sigma} \in \mathbb{R}^\Sigma.$$

For a family of metrics  $\mathcal{G} = \mathcal{G}(S)$ , up to isotopy, and a family of curves  $\Sigma$ , we are interested in the problem of deciding when  $\lambda_\Sigma(\rho)$  determines  $\rho$ . In other words, we ask

**Question.** *Is the map  $\mathcal{G} \rightarrow \mathbb{R}^\Sigma$  given by  $\rho \mapsto \lambda_\Sigma(\rho)$  an injection?*

If this map is injective, so that  $\rho \in \mathcal{G}$  is determined by the lengths of the curves in  $\Sigma$ , we say that  $\Sigma$  is *spectrally rigid* over  $\mathcal{G}$ .

For instance, we may take  $\Sigma = \mathcal{S}$ , and  $\mathcal{G} = \mathcal{T}(S)$ , the Teichmüller space of complete finite-area hyperbolic (constant curvature  $-1$ ) metrics on  $S$ . Here it is a classical fact due to Fricke that the map  $\mathcal{T}(S) \rightarrow \mathbb{R}^{\mathcal{S}}$  is injective; that is,  $\mathcal{S}$  is spectrally rigid over  $\mathcal{T}(S)$ .

Another natural family of metrics arising in Teichmüller theory consists of those induced by unit-norm quadratic differentials; these are locally flat (isometrically Euclidean) away from a finite number of singular points with cone angles  $k\pi$ . We note that these are nonpositively curved in the sense of comparison geometry, though they fail to be complete when  $S$  has punctures. We will call these *flat metrics* on  $S$  (see Section 2 for a detailed discussion). For example, identifying opposite sides of a regular Euclidean octagon produces a flat metric on a genus-two surface, with

the negative curvature concentrated into one cone point of angle  $6\pi$ . We denote this family of metrics by  $\text{Flat}(S)$ .

**Theorem 1.** *For any finite-type surface  $S$ , the set of simple closed curves  $\mathcal{S}$  is spectrally rigid over  $\text{Flat}(S)$ .*

Put in other terms, this theorem states that the lengths of simple closed curves determine a quadratic differential up to rotation.

In fact, we obtain a much sharper version of Theorem 1 which provides a complete answer to the motivating question above for simple closed curves over flat metrics. Let  $\mathcal{PMF} = \mathcal{PMF}(S)$  denote Thurston's space of projective measured foliations on  $S$ . We use  $\xi = \xi(S) = 3g - 3 + n$ , where  $g$  is the genus and  $n$  is the number of punctures, as a measure of complexity for  $S$ .

**Theorem 2.** *If  $\xi(S) \geq 2$ , then  $\Sigma \subset \mathcal{S} \subset \mathcal{PMF}$  is spectrally rigid over  $\text{Flat}(S)$  if and only if  $\Sigma$  is dense in  $\mathcal{PMF}$ .*

This situation is quite different from the hyperbolic case, where there are *finite* spectrally rigid sets for  $\mathcal{T}(S)$ , as is further discussed in §1.1. We also remark that if  $\xi(S) \leq 1$  then it is easy to see that any set of three distinct, primitive curves is spectrally rigid over  $\text{Flat}(S)$ ; see Proposition 17.

One direction of the proof of Theorem 2 requires us to construct flat structures which cannot be distinguished by the lengths of the curves in  $\Sigma$ . In fact, we produce subspaces of  $\text{Flat}(S)$  with dimension approximately linear in  $\dim(\text{Flat}(S)) = 4\xi - 2$  on which the lengths of the curves in  $\Sigma$  are constant.

**Theorem 3.** *Suppose  $\xi(S) \geq 2$ . If  $\Sigma \subset \mathcal{S} \subset \mathcal{PMF}$  and  $\overline{\Sigma} \neq \mathcal{PMF}$ , then there is a deformation family  $\Omega_\Sigma \subset \text{Flat}(S)$  for which  $\Omega_\Sigma \rightarrow \mathbb{R}^\Sigma$  is constant, and such that the dimension of  $\Omega_\Sigma$  grows linearly with  $\xi(S)$ , as does the dimension of  $\text{Flat}(S)$  itself.*

In particular, in the closed case, our construction produces a subspace  $\Omega_\Sigma \subset \text{Flat}(S)$  of dimension  $2g - 3$ , while the dimension of  $\text{Flat}(S)$  in this case is  $12g - 14$ .

Another result needed for the proof of Theorem 2 is a version of Thurston's theorem that the hyperbolic length function for simple closed curves continuously extends to the space  $\mathcal{MF}(S)$  of measured foliations (or laminations) on  $S$ . In [4], Bonahon gave a very elegant proof of this for closed surfaces based on a unified approach to studying hyperbolic metrics, closed curves and laminations. Bonahon's key idea is to embed  $\mathcal{C}(S)$ ,  $\mathcal{T}(S)$  and  $\mathcal{MF}(S)$ , into the space of geodesic currents  $\mathcal{C}(S)$ . Our next result extends the theory to flat structures.

**Theorem 4.** *There is an embedding*

$$\text{Flat}(S) \rightarrow \mathcal{C}(S)$$

denoted by  $q \mapsto L_q$  so that for  $q \in \text{Flat}(S)$  and  $\alpha \in \mathcal{C}$ , we have  $i(L_q, \alpha) = \ell_q(\alpha)$ . Furthermore, after projectivizing,  $\text{Flat}(S) \rightarrow \mathcal{PC}(S)$  is still an embedding.

As a consequence, we obtain a continuous homogeneous extension of the flat length function in Corollary 28,

$$\text{Flat}(S) \times \mathcal{MF}(S) \rightarrow \mathbb{R},$$

making it meaningful to discuss the length of a foliation.

As  $\mathcal{PC}(S)$  is compact, Theorem 4 provides a compactification of  $\text{Flat}(S)$ , and it is invariant under the action of the mapping class group. Bonahon proved that for

closed surfaces, the analogous compactification of  $\mathcal{T}(S)$  is precisely the Thurston compactification by projective measured laminations. For the compactification of  $\text{Flat}(S)$ , we also find a geometric interpretation of the boundary points as *mixed structures* on  $S$ . A mixed structure is a hybrid of a flat structure on a subsurface (with boundary length zero) and a measured lamination on the complementary subsurface. (The reader should compare our mixed structures to forthcoming work of Cooper, Delp, Long and Thistlethwaite, whose geometric description of degeneration in the setting of real projective structures inspired this interpretation of the limit points.) We view the space of mixed structures as a subspace of  $\mathcal{C}(S)$ , and thus for any mixed structure  $\eta$ , there is a well-defined intersection number  $i(\eta, \cdot)$ . This theory is developed in Section 6.

**Theorem 5.** *The closure of  $\text{Flat}(S)$  in  $\mathcal{PC}(S)$  is exactly the space  $\mathcal{PMix}(S)$  of projective mixed structures. That is, for any sequence  $\{q_n\}$  in  $\text{Flat}(S)$ , after passing to a subsequence if necessary, there exists a mixed structure  $\eta$  and a sequence of positive real numbers  $\{t_n\}$  so that*

$$\lim_{n \rightarrow \infty} t_n \ell_{q_n}(\alpha) = i(\alpha, \eta).$$

for every  $\alpha \in \mathcal{C}$ . Moreover, every mixed structure is the limit of a sequence in  $\text{Flat}(S)$ .

In Sections 6 and 7 we make several other comparisons between this compactification and the Thurston compactification of  $\mathcal{T}(S)$ .

**Remark 6.** For the purpose of geodesic currents, punctured surfaces are considered as surfaces with holes; this is treated carefully in Section 2.6. This requires new definitions and makes the machinery of currents considerably more technical. The results on spectral rigidity (Theorems 1–4) can be proved for closed surfaces without using these definitions, but punctured surfaces are unavoidable for the characterization of the boundary in Theorem 5, since the boundary points even for closed surfaces involve currents on punctured subsurfaces. To read the spectral rigidity part of the paper for closed surfaces alone, one would skip §2.6, §6, §7.2, and the Appendix.

**1.1. Context: Other spectral rigidity results.** Spectral rigidity of  $\mathcal{S}$  over  $\mathcal{T}(S)$  was generalized considerably by Otal [24], who showed that  $\mathcal{C}$  is spectrally rigid over  $\mathcal{G}_-(S)$ , the space of all negatively curved metrics on  $S$  up to isotopy. Hersonsky-Paulin [16] generalized this further to show that  $\mathcal{C}$  is spectrally rigid over negatively curved cone metrics. This was pushed in a different direction by Croke [8], Fathi [11] and Croke-Fathi-Feldman [7] where it was shown that  $\mathcal{C}$  is spectrally rigid for various qualities of nonpositively curved Riemannian metrics (for more precise statements, see the references).

While these results treat rather large classes of metrics, the use of all closed curves, not just the simple ones, is essential. Indeed, it follows from a result of Birman-Series [2] that, in general, we should *not* expect  $\mathcal{S}$  to be spectrally rigid for an arbitrary class of negatively curved metrics, since simple closed curves miss most of the surface (see §7).

We saw above in Theorem 2 that a set of curves must be dense in the sphere  $\mathcal{PMF}$  in order to be spectrally rigid over  $\text{Flat}(S)$ . This stands in contrast with the situation for hyperbolic metrics, where it is known that there are finite spectrally

rigid sets; in fact,  $2\xi + 1$  curves, one more than the dimension of  $\mathcal{T}(S)$ , are sufficient (see [14, 15, 28]). In this regard,  $\text{Flat}(S)$  bears a resemblance to Outer space,  $\text{CV}(F_n)$ . The Culler–Vogtmann Outer space, built to study the group  $\text{Out}(F_n)$  in analogy to the relationship between  $\mathcal{T}(S)$  and the mapping class group, consists of metric graphs  $X$  equipped with an isomorphism  $F_n \rightarrow \pi_1(X)$  (under the equivalence relation of graph isometries which respect the isomorphism up to conjugacy). Recycling notation suggestively, let  $\mathcal{C}$  denote the set of conjugacy classes of non-trivial elements of  $F_n$ . Given an element  $X \in \text{CV}(F_n)$ , and a conjugacy class  $\alpha \in \mathcal{C}$ , we write  $\ell_X(\alpha)$  for the minimal-length representative of  $\alpha$  in  $X$ . We can define a length spectrum just as above, letting

$$\lambda_\Sigma(X) = (\ell_X(\alpha))_{\alpha \in \Sigma} \in \mathbb{R}^\Sigma$$

for  $X \in \text{CV}(F_n)$  and  $\Sigma \subset \mathcal{C}$ . Accordingly, we say that  $\Sigma$  is spectrally rigid over  $\text{CV}(F_n)$  if  $X \mapsto \lambda_\Sigma(X)$  is injective.

The full set  $\mathcal{C}$  is spectrally rigid over  $\text{CV}(F_n)$  [1, 9]. However, Smillie and Vogtmann (expanding on a similar result of Cohen, Lustig and Steiner [6]) showed that no finite subset  $\Sigma \subset \mathcal{C}$  is spectrally rigid over Outer space (or even the reduced Outer space) by finding a  $(2n - 5)$ -parameter family of graphs over which  $\lambda_\Sigma$  is constant [29]. Thus, Theorem 3 is the analog for  $\text{Flat}(S)$  of the Smillie–Vogtmann result. Our proof of Theorem 3 adapts the key idea from Smillie–Vogtmann to surfaces by appealing to Thurston’s theory of train tracks; see §4. This justifies the remark that from the point of view of length-spectral rigidity, flat metrics might be said to resemble metric graphs more closely than hyperbolic metrics.

Finally, we briefly consider unmarked inverse spectral problems for the metrics in  $\text{Flat}(S)$ . Kac memorably asked in 1966 whether one can “hear the shape of a drum,” or determine a planar region by the eigenvalues of its Laplacian. Sunada’s work in the 1980s established a means of generating examples of hyperbolic surfaces which are not only isospectral with respect to their Laplacians, but iso-length-spectral as well. That is, let the *unmarked length spectrum* be the nondecreasing sequence of numbers

$$\Lambda_{\mathcal{C}}(\rho) = \{\ell_\rho(\gamma_1) \leq \ell_\rho(\gamma_2) \leq \dots\}_{\gamma_i \in \mathcal{C}},$$

appearing as lengths of closed curves on  $S$ , listed with multiplicity. Sunada’s construction produces a supply of examples of hyperbolic metrics  $m, m'$  such that  $\Lambda_{\mathcal{C}}(m) = \Lambda_{\mathcal{C}}(m')$ . In § 7.3, we remark that the Sunada construction carries over to our flat metrics in the same way.

**Acknowledgments.** This work began while all three authors were visiting MSRI in Berkeley, CA for the Fall 2007 programs on *Teichmüller theory and Kleinian groups* and *Geometric group theory*. We would like to thank MSRI and all of the participants for providing such a stimulating mathematical environment. We thank Daryl Cooper for discussions of his work on projective structures that suggested the idea of mixed structures. Finally, we thank the anonymous referee for thorough and helpful comments.

## 2. PRELIMINARIES: FLAT STRUCTURES, FOLIATIONS, AND GEODESIC CURRENTS

In this section, we will briefly describe the background and preliminary material on Teichmüller theory, semi-translation surfaces, flat metrics, Thurston’s theory of projective measured foliations, and Bonahon’s theory of geodesic currents. We refer the reader to [3, 4, 10, 12, 25, 30].

In what follows,  $S$  is a finite-type surface. That is,  $S$  is obtained from a closed surface  $\hat{S}$  by removing a finite set  $P \subset \hat{S}$  of marked points. The genus  $g$  and number of punctures  $n = |P|$  determine the topological complexity

$$\xi = \xi(S) = 3g - 3 + n.$$

Recall that Teichmüller space  $\mathcal{T}(S)$ , which parameterizes the isotopy classes of hyperbolic metrics on  $S$ , is homeomorphic to a ball of dimension  $2\xi$ .

**2.1. Quadratic differentials and semi-translation structures.** By a *quadratic differential* on  $S$  we mean a complex structure on  $\hat{S}$  together with an integrable meromorphic quadratic differential. The quadratic differential is allowed to have poles of degree one at marked points and is assumed to be holomorphic on  $S$ . The space of all quadratic differentials, defined up to isotopy, is denoted  $\mathcal{Q}(S)$ . A point of  $\mathcal{Q}(S)$  will be denoted  $q$ , with the underlying complex structure implicit in the notation. Reading off the complex structures, we obtain a projection to the Teichmüller space

$$\pi : \mathcal{Q}(S) \rightarrow \mathcal{T}(S).$$

This projection is canonically identified with the cotangent bundle to  $\mathcal{T}(S)$ ; hence  $\mathcal{Q}(S)$  has a real dimension of  $4\xi$ .

Integrating the square root of a nonzero quadratic differential  $q$  in a small neighborhood of a point where  $q$  is nonzero produces *natural coordinates*  $\zeta$  on  $S$  in which  $q = d\zeta^2$ . The collection of all natural coordinates gives an atlas on the complement of the zeros of  $q$  for which the transition functions are given by maps of the form  $z \mapsto \pm z + c$  for  $c \in \mathbb{C}$  (called *semi-translations*). The Euclidean metric is preserved by these transition functions and so pulls back to a Euclidean metric on the complement of the zeros of  $q$  in  $S$ . The integrability of  $q$  implies that the metric has finite total area.

The completion of the metric is obtained by replacing the zeros of  $q$  as well as the points  $P$  to obtain the surface  $\hat{S}$ . If  $q$  has a zero of order  $p$  at one of the completion points, then there is a cone singularity with cone angle  $(2 + p)\pi$ . A pole at a point of  $P$  is thought of as a zero of order  $-1$ , and hence has cone angle  $\pi$ . Thus the metric on  $S$  is locally CAT(0) (or nonpositively curved in the sense of comparison geometry)—however, the metric on  $\hat{S}$  may not be, because of the discrete positive curvature occurring at poles. We also use  $q$  to denote the completed metric on  $\hat{S}$ .

A *semi-translation structure* is a locally CAT(0) Euclidean cone metric on  $S$ , whose completion is  $\hat{S}$ , together with a maximal atlas defining the metric away from the cone points, for which the transition functions are semi-translations. The atlas determines a preferred vertical direction, and the metric together with the vertical direction determines the semi-translation structure. Given a semi-translation structure, there is a unique complex structure and integrable holomorphic quadratic differential for which the charts in the atlas are natural coordinates. This determines a bijection between the set of nonzero quadratic differentials and the set of semi-translation structures on  $S$ , which we use to identify the two spaces. The Teichmüller metric is induced by the co-norm on  $\mathcal{Q}(S)$  which comes from the area of the associated semi-translation structure on  $S$ . The unit cotangent space,  $\mathcal{Q}^1(S)$ , is thus precisely the set of unit-area semi-translation structures on  $S$ .

A semi-translation structure can also be described combinatorially as a collection of (possibly punctured) polygons in the Euclidean plane with sides identified in pairs by gluing isometries that are the restrictions of semi-translations.

The group  $\mathrm{SL}_2(\mathbb{R})$  acts naturally on the space of quadratic differentials by  $\mathbb{R}$ -linear transformation on the natural coordinates. The geodesics in the Teichmüller metric are precisely projections to  $\mathcal{T}(S)$  of orbits of the diagonal subgroup of  $\mathrm{SL}_2(\mathbb{R})$  on an initial quadratic differential  $q_0$ :

$$\gamma(t) = \left\{ \pi(A_t \cdot q_0) : A_t = \begin{pmatrix} e^t & 0 \\ 0 & e^{-t} \end{pmatrix}, t \in \mathbb{R} \right\}.$$

The *Teichmüller disk*  $\mathbb{H}_q$  of a quadratic differential  $q$  is the projection to  $\mathcal{T}(S)$  of its entire  $\mathrm{SL}_2(\mathbb{R})$  orbit; it is an isometrically embedded copy of the hyperbolic plane of curvature  $-4$ .

We let  $p : \tilde{S} \rightarrow S$  denote the universal covering of  $S$ , with  $\pi_1(S)$  acting by covering transformations. The metric  $q$  pulls back to a metric  $\tilde{q} = p^*(q)$  on  $\tilde{S}$  which is again locally  $\mathrm{CAT}(0)$ . When  $S$  is a closed surface,  $(\tilde{S}, \tilde{q})$  is a complete, geodesic  $\mathrm{CAT}(0)$  space. If  $S$  has punctures, then  $(\tilde{S}, \tilde{q})$  is incomplete, and we write  $(\tilde{S}, \tilde{q})$  for the completion, obtaining a geodesic  $\mathrm{CAT}(0)$  space. The covering  $p : \tilde{S} \rightarrow S$  can be extended to the completions which we also denote by  $p$ . This extension can be viewed as a branched cover, infinitely branched over  $P$ , and we let  $\tilde{P}$  denote the preimage of  $P$  in  $\tilde{S}$ .

*Example 7.* Consider again the unit-area regular octagon (with opposite sides identified and one pair of sides parallel to the vertical direction) as a point  $\mathcal{Q}^1(S)$ , for  $S$  the closed surface of genus two. The universal cover is made up of isometric copies of the octagon, glued together with eight around each vertex to create cone points of angle  $6\pi$ . This metric  $\tilde{q}$  on  $\tilde{S}$  is a discrete model of the hyperbolic plane (it is quasi-isometric to  $\mathbb{H}$ ), and with this metric  $\tilde{S}$  has a circle as its boundary at infinity.

**2.2. Measured foliations and measured laminations.** We now recall Thurston's theory of singular topological foliations of surfaces, equipped with transverse measures; see [10] for a detailed discussion and reference for the facts stated here. We write  $\mathcal{MF} = \mathcal{MF}(S)$  for the space of (measure classes of) measured foliations on  $S$ , and  $\mathcal{PMF} = \mathcal{PMF}(S)$  to denote the space of projective measured foliations. Thurston showed that  $\mathcal{PMF}(S)$  is a sphere, and used it to compactify the Teichmüller space. A curve  $\alpha \in \mathcal{S}$  canonically determines a measured foliation with all nonsingular leaves closed and homotopic to  $\alpha$ . We use this to view  $\mathbb{R}_+ \times \mathcal{S}$  and  $\mathcal{S}$  as subsets of  $\mathcal{MF}$  and  $\mathcal{PMF}$ , respectively. The image of  $\mathcal{S}$  in  $\mathcal{PMF}$  is dense, so  $\mathcal{PMF}$  may be thought of as a completion of the set of simple closed curves.

We also write

$$i : \mathcal{MF} \times \mathcal{MF} \rightarrow \mathbb{R}$$

for Thurston's geometric intersection number. This is the unique homogeneous continuous extension of the usual geometric intersection number on  $\mathcal{S} \times \mathcal{S}$ , via the inclusions mentioned above.

The vertical foliation for a nonzero quadratic differential  $q \in \mathcal{Q}(S)$  is given by  $|\mathrm{Re}(\sqrt{q})|$ . Let  $\nu_q^\theta$  be the foliation  $|\mathrm{Re}(e^{i\theta}\sqrt{q})|$  for  $\theta \in \mathbb{RP}^1$ , so that the vertical foliation of  $q$  is  $\nu_q := \nu_q^0$ . By setting

$$\mathcal{MF}(q) := \{ t \cdot \nu_q^\theta : \theta \in \mathbb{RP}^1, t \in \mathbb{R}_+ \},$$

we obtain the set of all measured foliations which are straight in some direction on  $q$ , with measure proportional to Euclidean distance between leaves. We write  $\mathcal{PMF}(q)$  for the projectivization of  $\mathcal{MF}(q)$ .

It will be useful to pass back and forth between measured foliations and measured laminations. We denote the space of measured laminations by  $\mathcal{ML}$  and the projective measured laminations by  $\mathcal{PML}$ . We identify  $\mathcal{MF}$  with  $\mathcal{ML}$  and  $\mathcal{PMF}$  with  $\mathcal{PML}$  in the natural way extending the canonical inclusions of  $\mathcal{S}$ . See [19] for an explicit procedure for constructing laminations from foliations.

**2.3. The space of flat metrics.** Quadratic differentials that represent the same metric differ only by a rotation. Accordingly, the space of *flat metrics* is defined as

$$\text{Flat}(S) = \mathcal{Q}^1(S) / q \sim e^{i\theta} q.$$

Equivalently, an element of  $\text{Flat}(S)$  is a Euclidean cone metric on  $S$  which is locally  $\text{CAT}(0)$ , with holonomy in  $\{\pm I\}$ , completion  $\hat{S}$ , and total area one. This is almost identical to the notion of a quadratic differential, but there is one forgotten piece of data, namely the preferred vertical direction which is determined by the atlas of natural coordinates. We write  $q$  to denote a point in  $\mathcal{Q}^1(S)$  or the associated equivalence class in  $\text{Flat}(S)$ . Note that  $\mathcal{MF}(q)$  and  $\mathcal{PMF}(q)$  are well-defined for  $q \in \text{Flat}(S)$ . Also, each Teichmüller disk  $\mathbb{H}_q$  lifts to an embedded disk in  $\text{Flat}(S)$ , and in fact,  $\text{Flat}(S)$  is foliated by Teichmüller disks.

**2.4. Geodesics.** Let  $q$  be a quadratic differential on  $S$  and  $(\bar{S}, \tilde{q})$  the completion of the pullback metric  $\tilde{q}$  on  $\tilde{S}$ . Every curve  $\alpha \in \mathcal{C}$  has a *q-geodesic representative* in the following sense: for a map  $\alpha: S^1 \rightarrow S$  from the unit circle to  $S$ , there is an isometric map  $\tilde{\alpha}_q: \mathbb{R} \rightarrow (\bar{S}, \tilde{q})$  (i.e., a geodesic of  $\bar{S}$ ) such that a subgroup of  $\pi_1(S)$  corresponding to the curve  $\alpha$  preserves the image  $\tilde{\alpha}_q(\mathbb{R})$ . The projection of this to  $\hat{S}$  is the *q-geodesic representative* of  $\alpha$  and we denote it by  $\alpha_q$ . (This definition seems cumbersome, but when  $P \neq \emptyset$  the map  $\alpha_q$  alone does not determine the homotopy class  $\alpha$ , whereas  $\tilde{\alpha}_q$  does. See [27] for more details.) We call the  $\tilde{q}$ -geodesic  $\tilde{\alpha}_q$ , or any  $\pi_1(S)$ -translate of it, a *lift* of  $\alpha_q$ .

To describe geodesics concretely, it will be useful to define *saddle connections*: these are geodesic segments whose endpoints are (not necessarily distinct) singularities or points of  $P$ , and which have no singularities or points of  $P$  in their interiors.

**Remark 8.** We make an elementary but very useful observation that identifies the geodesics in a flat metric  $q$ . First consider the case that  $S$  is closed. Given a representative of  $\alpha$  built as a concatenation of saddle connections  $\alpha^1 \cdots \alpha^k$ , a necessary and sufficient condition for this to be a *q-geodesic* is that the angles between successive  $\alpha^i$  measure at least  $\pi$  on both sides. When  $P$  is nonempty, we need to modify this slightly. Suppose  $\alpha^1 \cdots \alpha^k$  is a representative of  $\alpha$  in  $\hat{S}$  and consider a lift of this representative to  $\bar{S}$ ; that is,  $\alpha^1 \cdots \alpha^k$  is a limit of representatives of  $\alpha$  in  $S$  and the lift is a limit of lifts. Then we require that an angle of at least  $\pi$  is subtended at each point in  $\tilde{P}$  as well. (Note that points of  $\tilde{P}$  are locally modeled on the infinite cyclic branched cover of the plane, branched over the origin, so there is exactly one finite angle at each such point met by the lift.)

The geodesic representative of  $\alpha$  is unique (up to parameterization), except when there are a family of parallel geodesic representatives foliating a flat cylinder. We also note that the geodesic representative of a simple closed curve need not be simple. However, for every curve  $\alpha$ , there is always a sequence of representatives of the homotopy class of  $\alpha$  in  $S$  converging uniformly to  $\alpha_q$ .

When  $S$  is a punctured surface, we will also be interested in homotopy classes of essential proper paths in  $S$ . These are paths  $\alpha: I \rightarrow \hat{S}$ , defined on some closed interval  $I$ , for which the interior of  $I$  is mapped to  $S$  and the endpoints are mapped to  $P$ . Here, two such paths are homotopic if there is a homotopy relative to the endpoints so that throughout the homotopy the interior of  $I$  is mapped to  $S$ . We denote the set of all homotopy classes of essential curves and paths by  $\mathcal{C}'(S)$ , which is equal to  $\mathcal{C}(S)$  if  $S$  is closed. Every element of  $\mathcal{C}'(S)$  has a unique geodesic representative, which we view as the projection of an isometry  $\tilde{\alpha}_q: I \rightarrow (\tilde{S}, \tilde{q})$  to  $\hat{S}$ , and is again denoted by  $\alpha_q$ . Again,  $\alpha_q$  is a uniform limit of representatives of the homotopy class of  $\alpha$ .

When a curve  $\alpha$  has non-unique geodesic representatives that foliate a cylinder, we say  $\alpha$  is a *cylinder curve* and we define the *cylinder set* of  $q$ , denoted by  $\text{cyl}(q)$ , to be the set of all cylinder curves with respect to  $q$ .

When  $\alpha \in \mathcal{C}'(S)$  is not a cylinder curve, the (unique) geodesic representative is made up of concatenations of saddle connections. (In fact, each boundary component of a cylinder is a union of saddle connections, so even cylinder curves have representatives of this form.) If we write this concatenation as

$$\alpha_q = \alpha^1 \cdots \alpha^k,$$

and let  $r_j$  denote the Euclidean length of  $\alpha^j$ , then  $\ell_q(\alpha)$  is just  $r_1 + \cdots + r_k$ .

If we view  $q$  as a quadratic differential (and not just as a flat structure), then each  $\alpha_j$  makes some angle  $\theta_j$  with the horizontal direction.

**Lemma 9.** *For all  $q \in \mathcal{Q}^1(S)$  and  $\alpha \in \mathcal{C}'(S)$ , we have*

$$\ell_q(\alpha) = \frac{1}{2} \int_0^\pi i(\nu_q^\theta, \alpha) d\theta.$$

*Proof.* This is a computation:

$$\begin{aligned} \int_0^\pi i(\nu_q^\theta, \alpha) d\theta &= \int_0^\pi \left( \sum_{j=1}^k \int_{\alpha_j} |\text{Re}(e^{i\theta} \sqrt{q})| \right) d\theta \\ &= \sum_{j=1}^k \int_0^\pi r_j |\cos(\theta + \theta_j)| d\theta = \sum_{j=1}^k 2r_j = 2\ell_q(\alpha). \quad \square \end{aligned}$$

While the  $q$ -geodesics  $\alpha_q$  and  $\beta_q$  are not necessarily embedded or transverse, they do meet minimally in a certain sense. Namely, appealing to the CAT(0) structure, we first note that any two lifts  $\tilde{\alpha}_q$  and  $\tilde{\beta}_q$  meet in a point, in a geodesic segment, or they are disjoint. If the endpoints at infinity of  $\tilde{\alpha}_q$  and  $\tilde{\beta}_q$  nontrivially link, then we call these intersections *essential intersections*. It follows that  $i(\alpha, \beta)$  is the number of  $\pi_1(S)$ -orbits of essential intersections over all lifts of  $\alpha_q$  and  $\beta_q$ .

**2.5. Geodesic currents: closed surfaces.** The theory of geodesic currents was initiated in a sequence of papers by Bonahon and an excellent overview can be found in [4]. For this discussion, we first restrict to the closed case ( $P = \emptyset$ ), which is the case treated by Bonahon in [4].

Fix any geodesic metric  $g$  on  $S$ . We can pull back this metric by the universal covering  $p: \tilde{S} \rightarrow S$ , so that the covering group action of  $\pi_1(S)$  on  $\tilde{S}$  is by isometries. We let  $\tilde{S}_\infty$  denote the Gromov boundary of  $\tilde{S}$ , making  $\tilde{S} \cup \tilde{S}_\infty$  into a closed disk. This compactification is independent of the choice of metric (in the sense that a

different choice of metric gives an alternate compactification for which the identity extends to a homeomorphism of the boundary circles).

We consider the space

$$G(\tilde{S}) = (\tilde{S}_\infty \times \tilde{S}_\infty \setminus \Delta) / (x, y) \sim (y, x).$$

With respect to our metric, this is precisely the space of unoriented bi-infinite geodesics in  $\tilde{S}$  up to bounded Hausdorff distance. We endow  $G(\tilde{S})$  with the diagonal action of  $\pi_1(S)$ .

A *geodesic current* on  $S$  is a  $\pi_1(S)$ -invariant Radon measure on  $G(\tilde{S})$ . The set of all geodesic currents is made into a (metrizable) topological space by imposing the weak\* topology, and we denote this space  $\mathcal{C}(S)$ . The associated space of *projective currents* is the quotient of the space of nonzero currents by positive real scalar multiplication, and we denote it  $\mathcal{PC}(S)$ .

The simplest examples of geodesic currents are defined by closed curves  $\alpha \in \mathcal{C}$  as follows. Given such a curve  $\alpha$ , we first realize it by a geodesic representative (with respect to our fixed metric). The preimage  $p^{-1}(\alpha)$  in  $\tilde{S}$  determines a discrete subset of  $G(\tilde{S})$  (independent of the metric), and to this we can associate a Dirac measure on  $G(\tilde{S})$ , for which  $\pi_1(S)$ -invariance follows from the invariance of  $p^{-1}(\alpha)$ . This injects the set  $\mathcal{C}$  into  $\mathcal{C}(S)$ , and we will thus view  $\mathcal{C}$  as a subset of  $\mathcal{C}(S)$  when convenient. While these are very special types of geodesic currents, the set of positive real multiples of all curves is in fact dense in  $\mathcal{C}(S)$ , as shown in [4].

In [3], Bonahon constructs a continuous extension for the geometric intersection number to all currents.

**Theorem 10** (Bonahon). *The geometric intersection number  $i : \mathcal{C}(S) \times \mathcal{C}(S) \rightarrow \mathbb{R}$  has a continuous, bilinear extension*

$$i : \mathcal{C}(S) \times \mathcal{C}(S) \rightarrow \mathbb{R}.$$

Moreover, in [24], Otal proved that  $i$  and  $\mathcal{C}$  can be used to separate points:

**Theorem 11** (Otal). *Given  $\mu_1, \mu_2 \in \mathcal{C}(S)$ ,  $\mu_1 = \mu_2$  if and only if  $i(\mu_1, \alpha) = i(\mu_2, \alpha)$  for all  $\alpha \in \mathcal{C}$ .*

From this, one can easily deduce a convergence criterion and also define a metric on the space of currents which will be convenient for our purposes.

**Theorem 12.** *A sequence  $\mu_k \in \mathcal{C}(S)$  converges to  $\mu \in \mathcal{C}(S)$  if and only if*

$$\lim_{k \rightarrow \infty} i(\mu_k, \alpha) = i(\mu, \alpha)$$

for all  $\alpha \in \mathcal{C}$ . Furthermore, there exist  $t_\alpha \in \mathbb{R}_+$  for each  $\alpha \in \mathcal{C}$  so that

$$d(\mu_1, \mu_2) = \sum_{\alpha \in \mathcal{C}} t_\alpha |i(\mu_1, \alpha) - i(\mu_2, \alpha)|$$

defines a proper metric on  $\mathcal{C}(S)$  which is compatible with the weak\* topology.

Before we prove this theorem, we recall one further fact due to Bonahon [4] which we will need. We say that a geodesic current  $\nu$  is *binding* if for every  $(x, y) \in G(\tilde{S})$ , there is an  $(x', y')$  in the support of  $\nu$  such that  $(x, y)$  and  $(x', y')$  link in  $\tilde{S}_\infty$ . With respect to any fixed metric, this is equivalent to requiring that every bi-infinite geodesic in  $\tilde{S}$  intersects some geodesic in the support of  $\nu$ . It follows, as discussed by Bonahon, that any binding current and any nonzero current have

positive intersection number. As an example, any filling curve or union of curves determines a binding current.

**Proposition 13** (Bonahon). *If  $\nu$  is a binding geodesic current and  $R > 0$ , then the set*

$$\{\mu \in \mathcal{C}(S) \mid i(\mu, \nu) \leq R\}$$

*is a compact set. Consequently, the set*

$$\left\{ \frac{\mu}{i(\mu, \nu)} \mid \mu \in \mathcal{C}(S) \setminus \{0\} \right\}$$

*is compact, and hence so is  $\mathcal{PC}(S)$ .*

*Proof of Theorem 12.* Continuity of  $i$  implies  $i(\mu_k, \alpha) \rightarrow i(\mu, \alpha)$  for all  $\alpha \in \mathcal{C}$  if  $\mu_k \rightarrow \mu$ . To prove the other direction, assume  $i(\mu_k, \alpha) \rightarrow i(\mu, \alpha)$  for all  $\alpha \in \mathcal{C}$ . In particular, if we let  $\alpha_0 \in \mathcal{C}$  be a filling curve (so the associated current is binding), then  $i(\mu_k, \alpha_0), i(\mu, \alpha_0) \leq R$  for some  $R > 0$ . So,  $\{\mu_k\} \cup \{\mu\}$  is contained in some compact set by Proposition 13.

Since  $\mathcal{C}(S)$  is metrizable, it follows that there is a convergent subsequence  $\mu_{k_n} \rightarrow \mu'$  for some  $\mu' \in \mathcal{C}(S)$ . Continuity of  $i$  implies that  $i(\mu, \alpha) = i(\mu', \alpha)$  for all  $\alpha$ , and so Theorem 11 guarantees that  $\mu = \mu'$ . Since this is true for any convergent subsequence of  $\{\mu_k\}$  it follows that  $\mu_k \rightarrow \mu$ . This completes the proof of the first statement of the theorem.

To build the metric we must first find the numbers  $\{t_\alpha\}$ . For this, we observe that for any  $\mu \in \mathcal{C}(S)$  and fixed choice of a filling curve  $\alpha_0$ , the numbers

$$\left\{ \frac{i(\mu, \alpha)}{i(\alpha_0, \alpha)} \right\}_{\alpha \in \mathcal{C}} = \left\{ i \left( \mu, \frac{\alpha}{i(\alpha_0, \alpha)} \right) \right\}_{\alpha \in \mathcal{C}}$$

are uniformly bounded. This follows from the fact that the set of currents

$$\left\{ \frac{\alpha}{i(\alpha_0, \alpha)} \right\}_{\alpha \in \mathcal{C}}$$

is precompact by Proposition 13.

Now we enumerate all closed curves  $\alpha_0, \alpha_1, \alpha_2, \dots \in \mathcal{C}$  ( $\alpha_0$  still denoting our filling curve). Set  $t_k = t_{\alpha_k} = 1/(2^k i(\alpha_0, \alpha_k))$ . It follows that

$$\sum_{k=0}^{\infty} t_k i(\mu, \alpha_k) = \sum_{k=0}^{\infty} \frac{1}{2^k} i \left( \mu, \frac{\alpha_k}{i(\alpha_0, \alpha_k)} \right)$$

converges and hence the series for  $d$  given in the statement of the proposition converges. Symmetry and the triangle inequality are immediate, and positivity follows from Theorem 11. The fact that the topology agrees with the weak\* topology is a consequence of the first part of the Theorem and the fact that  $\mathcal{C}(S)$  is metrizable (hence first countable, so determined by its convergent sequences).

Finally, we verify that the metric is proper. Proposition 13 implies that for any binding current  $\nu \in \mathcal{C}(S)$ , the set

$$A = \left\{ \frac{\mu}{i(\mu, \nu)} \mid \mu \in \mathcal{C}(S) \setminus \{0\} \right\}$$

is compact. Since  $d$  is continuous, the distance from 0 to any point of  $A$  is bounded above by some  $R > 0$  and below by some  $r > 0$ . Furthermore, for any  $\mu \in \mathcal{C}(S)$  and  $t \in \mathbb{R}_+$ , we have

$$d(t\mu, 0) = t \cdot d(\mu, 0).$$

Hence, the compact set

$$A' = \{t\mu \mid \mu \in A, t \in [0, 1]\}$$

is contained in the ball of radius  $R$  and contains the ball of radius  $r$ . From this and the preceding equation, it follows that for any  $\rho > 0$ , the closed ball of radius  $\rho > 0$  about 0 is a compact set. That is,  $d$  is a proper metric.  $\square$

**2.6. Geodesic currents: punctured surfaces.** The situation for punctured surfaces requires more care. First, we replace all punctures by holes, so that we may uniformize  $S$  by a convex cocompact hyperbolic surface. That is, we give  $S$  a complete hyperbolic metric (of infinite area) so that  $S$  contains a compact, *convex core* which we denote  $\text{core}(S)$ . To describe  $\text{core}(S)$  concretely, first consider the universal covering  $\tilde{S} \rightarrow S$  (with  $\tilde{S}$  isometric to the hyperbolic plane) together with the isometric action of  $\pi_1(S)$  by covering transformations. We denote the limit set of the action on the circle at infinity of  $\tilde{S}$  by  $\Lambda \subset \tilde{S}_\infty$ . The convex hull of  $\Lambda$  in  $\tilde{S}$  is a closed,  $\pi_1(S)$ -invariant set which we denote  $\text{hull}(\Lambda)$ , and the quotient by  $\pi_1(S)$  is precisely  $\text{core}(S)$ . The inclusion  $\text{core}(S) \subset S$  is a homotopy equivalence and convex cocompactness means that  $\text{core}(S)$  is compact. Let  $G(\text{hull}(\Lambda))$  denote the space of geodesics in  $\tilde{S}$  with both endpoints in  $\Lambda$ . Thus,

$$G(\text{hull}(\Lambda)) \cong (\Lambda \times \Lambda - \Delta)/(x, y) \sim (y, x).$$

A geodesic current on  $S$  is now defined to be a  $\pi_1(S)$ -invariant Radon measure on  $G(\text{hull}(\Lambda))$ . Equivalently, we are considering  $\pi_1(S)$ -invariant measures on  $G(\tilde{S})$  for which the support consists of geodesics that project entirely into  $\text{core}(S)$ . We use the same notation as before and denote the space of currents on  $S$  by  $\mathbb{C}(S)$ , endowed with the weak\* topology. Bonahon [3] also proves that the associated projective space  $\mathcal{PC}(S)$  is compact and that the geometric intersection number on closed curves extends continuously to a symmetric bilinear function

$$i : \mathbb{C}(S) \times \mathbb{C}(S) \rightarrow \mathbb{R}.$$

In this setting, the conclusion of Theorem 11 is not true: the geodesic currents associated to boundary curves have zero intersection number with every geodesic current. We remedy this as follows.

First suppose that  $\alpha : \mathbb{R} \rightarrow S$  is a proper bi-infinite geodesic (note that  $\alpha$  determines an element of  $\mathcal{C}'(S)$ ). If we let  $\tilde{\alpha} : \mathbb{R} \rightarrow \tilde{S}$  denote a lift of  $\alpha$ , then both endpoints limit to points in  $\tilde{S}_\infty - \Lambda$ . As such, the set of all geodesics in  $G(\text{hull}(\Lambda))$  which transversely intersect  $\tilde{\alpha}(\mathbb{R})$  is a compact set which we denote  $A_{\tilde{\alpha}}$ . Given  $\mu \in \mathbb{C}(S)$ , we define

$$i(\mu, \alpha) = \mu(A_{\tilde{\alpha}}).$$

**Lemma 14.** *For any proper bi-infinite geodesic  $\alpha : \mathbb{R} \rightarrow S$ , the function*

$$\mathbb{C}(S) \rightarrow \mathbb{R}$$

*given by  $\mu \mapsto i(\mu, \alpha)$  is continuous and depends only on the proper homotopy class of  $\alpha \in \mathcal{C}'(S)$ .*

*Proof.* The  $\pi_1(S)$ -equivariance of  $\mu$  shows that  $i(\mu, \alpha)$  is independent of the chosen lift  $\tilde{\alpha} : \mathbb{R} \rightarrow \tilde{S}$ . Moreover, a proper homotopy  $\alpha_t$  of  $\alpha$  lifts to a homotopy  $\tilde{\alpha}_t$  for which no endpoint ever meets  $\Lambda$ . It follows that  $A_{\tilde{\alpha}_t} = A_{\tilde{\alpha}}$  for all  $t$  and so  $i(\mu, \alpha)$  depends only on the homotopy class  $\alpha \in \mathcal{C}'(S)$ .

All that remains to prove is continuity. Suppose  $\mu_k \rightarrow \mu$  in  $\mathcal{C}(S)$ . Then since the characteristic function  $\chi$  of  $A_{\bar{\alpha}}$  is a compactly supported continuous function, it follows that

$$i(\mu_k, \alpha) = \int_{G(\text{hull}(\Lambda))} \chi d\mu_k \rightarrow \int_{G(\text{hull}(\Lambda))} \chi d\mu = i(\mu, \alpha)$$

as required.  $\square$

Appealing to the closed case, this provides us with enough intersection numbers to separate points in  $\mathcal{C}$  by their intersections with  $\mathcal{C}'$ , as will be shown below.

Let  $DS$  be the double of  $\text{core}(S)$  over its boundary, which naturally inherits a hyperbolic metric from  $\text{core}(S)$ . We consider  $\text{core}(S)$  as isometrically embedded in  $DS$ . The cover of  $DS$  associated to  $\pi_1(\text{core}(S)) < \pi_1(DS)$  is canonically isometric to  $S$ , and we can identify the two surfaces, writing  $S \rightarrow DS$  for this cover. Thus we have a canonical identification of universal covers  $\tilde{S} = \widetilde{DS}$ . The action of  $\pi_1(S)$  on  $\tilde{S}_\infty$  is the restriction to  $\pi_1(S) < \pi_1(DS)$  of the action of  $\pi_1(DS)$ . Any geodesic current  $\mu \in \mathcal{C}(S)$  can be extended to a current in  $\mathcal{C}(DS)$ , which we also denote  $\mu$ , by pushing the measure around via coset representatives of  $\pi_1(S) < \pi_1(DS)$ , making it  $\pi_1(DS)$ -equivariant.

This defines an injection  $\mathcal{C}(S) \rightarrow \mathcal{C}(DS)$ , and it is straightforward to check that this is an embedding. It follows from Bonahon's construction of the intersection number function that  $i$  on  $\mathcal{C}(S)$  is just the restriction, via this embedding, of  $i$  on  $\mathcal{C}(DS)$ . If  $\alpha$  is any closed geodesic on  $DS$ , then there are a finite (possibly zero) number of lifts of  $\alpha$  to the cover  $S \rightarrow DS$  that nontrivially meet  $\text{core}(S)$ , and we denote these

$$\alpha^1, \dots, \alpha^k : \mathbb{R} \rightarrow S.$$

If the image is entirely contained in  $\text{core}(S)$ , then there is only one lift, and it covers a closed geodesic. Otherwise,  $\alpha^1, \dots, \alpha^k$  is a union of proper geodesics in  $S$ . An inspection of Bonahon's definition of  $i$  reveals that for any  $\mu \in \mathcal{C}(S)$ ,

$$i(\mu, \alpha) = \sum_{i=1}^k i(\mu, \alpha^i).$$

We can now prove the required analog of Theorem 11.

**Theorem 15.** *Given  $\mu_1, \mu_2 \in \mathcal{C}(S)$ ,  $\mu_1 = \mu_2$  if and only if  $i(\mu_1, \alpha) = i(\mu_2, \alpha)$  for all  $\alpha \in \mathcal{C}'(S)$ .*

*Proof.* If  $\mu_1 \neq \mu_2$ , we must find  $\alpha \in \mathcal{C}'(S)$  so that  $i(\mu_1, \alpha) \neq i(\mu_2, \alpha)$ . By Theorem 11, there exists  $\alpha \in \mathcal{C}(DS)$  so that  $i(\mu_1, \alpha) \neq i(\mu_2, \alpha)$ . If  $\alpha$  is contained in  $\text{core}(S)$ , then  $\alpha \in \mathcal{C}(S) \subset \mathcal{C}'(S)$  and we are done. Otherwise, let  $\alpha^1, \dots, \alpha^k \in \mathcal{C}'(S)$  be the lifts as described above. Then

$$\sum_{i=1}^k i(\mu_1, \alpha^i) = i(\mu_1, \alpha) \neq i(\mu_2, \alpha) = \sum_{i=1}^k i(\mu_2, \alpha^i).$$

But then  $i(\mu_1, \alpha^i) \neq i(\mu_2, \alpha^i)$  for some  $i$ , completing the proof.  $\square$

We also easily obtain a version of Theorem 12.

**Theorem 16.** *A sequence  $\{\mu_k\} \in \mathcal{C}(S)$  converges to  $\mu \in \mathcal{C}(S)$  if and only if*

$$\lim_{k \rightarrow \infty} i(\mu_k, \alpha) = i(\mu, \alpha)$$

for all  $\alpha \in \mathcal{C}'(S)$ . Furthermore, there exist  $t_\alpha \in \mathbb{R}_+$  for each  $\alpha \in \mathcal{C}'(S)$  so that

$$d(\mu_1, \mu_2) = \sum_{\alpha \in \mathcal{C}'(S)} t_\alpha |i(\mu_1, \alpha) - i(\mu_2, \alpha)|$$

defines a proper metric on  $\mathcal{C}(S)$  which is compatible with the weak\* topology.  $\square$

*Proof.* Although we do not have Proposition 13 for  $S$ , this proposition applied to  $DS$  implies that if  $\alpha_0 \in \mathcal{C}(DS)$  is a filling curve, then the associated proper geodesics  $\alpha^1, \dots, \alpha^k \in \mathcal{C}'(S)$  have the property that

$$A = \left\{ \frac{\mu}{\sum_j i(\mu, \alpha^j)} \mid \mu \in \mathcal{C}(S) \setminus 0 \right\}$$

is compact. The proof continues as for Theorem 12.  $\square$

### 3. SPECTRAL RIGIDITY FOR SIMPLE CLOSED CURVES

This section is devoted to the proof of Theorem 1. We begin by considering the case of the torus. This is not a step in proving the theorem, but the proof illustrates a useful principle used later, and also shows that Theorem 2 is false for tori (and similarly for once-punctured tori and four-times-punctured spheres).

**Proposition 17.** *The lengths of any three distinct primitive closed curves determine a flat metric on the torus.*

*Proof.* The Teichmüller space of unit-area flat tori is the hyperbolic plane  $\mathbb{H}$ . Within this parameter space, prescribing the length of a given curve picks out a horocycle in  $\mathbb{H}$ . The intersection of two horocycles is at most two points, so by choosing three arbitrary curves, we can determine the flat metric on a torus by their lengths.  $\square$

The first part of spectral rigidity for simple closed curves is to establish that cylinder curves for  $q$  are determined by lengths of curves in  $q$ . Given  $\alpha \in \mathcal{S}$ , we write  $T_\alpha$  for the Dehn twist in  $\alpha$ .

**Proposition 18.** *For  $\alpha \in \mathcal{S}$  and  $q \in \text{Flat}(S)$ , we have  $\alpha \notin \text{cyl}(q)$  if and only if there exists  $\beta \in \mathcal{S}$  with  $i(\alpha, \beta) \neq 0$  so that the following condition holds:*

$$(1) \quad \ell_q(T_\alpha(\beta)) - \ell_q(\beta) = \ell_q(\alpha) \cdot i(\alpha, \beta).$$

Lemmas 19 and 20 prove the two implications needed for the Proposition.

**Lemma 19.** *For  $\alpha \in \text{cyl}(q)$  and any curve  $\beta \in \mathcal{S}$  with  $i(\alpha, \beta) \neq 0$ ,*

$$(2) \quad \ell_q(T_\alpha(\beta)) - \ell_q(\beta) < \ell_q(\alpha) \cdot i(\alpha, \beta).$$

The idea of this proof is simple and can be previewed by looking at Figure 1: the cylinders have Euclidean geometry, so geodesic representatives will never make a “sharp turn” in the middle of a cylinder, but will always follow a shorter hypotenuse.

*Proof.* Fix any  $\beta$  with  $i(\alpha, \beta) \neq 0$ . We must show that  $\alpha, \beta, q$  satisfy (2).

Let  $\alpha_q$  denote a  $q$ -geodesic representative contained in the interior of its Euclidean cylinder neighborhood  $C$  and let  $\beta_q$  denote a  $q$ -geodesic representative of  $\beta$ . Either  $\beta_q$  is obtained by traversing a finite number of saddle connections or else is itself a cylinder curve (defining a different cylinder than  $\alpha$ ) and contains no singularities. It follows that  $\beta_q \cap C$  consists of finitely many straight arcs connecting one

boundary component of  $C$  to the other and the number of transverse intersections of  $\alpha_q$  and  $\beta_q$  is  $i(\alpha, \beta)$ .

We can construct a representative of  $T_\alpha(\beta)$  as follows. An arc  $\delta$  of the intersection  $\delta \subset \beta_q \cap C$  is cut by  $\alpha_q$  into two arcs  $\delta = \delta_0 \cup \delta_1$ . To obtain  $T_\alpha(\beta)$ , surger in a copy of  $\alpha_q$  traversed positively; see Figure 1. Observe that this is necessarily not a geodesic representative since it makes an angle less than  $\pi$  at each of the surgery points.

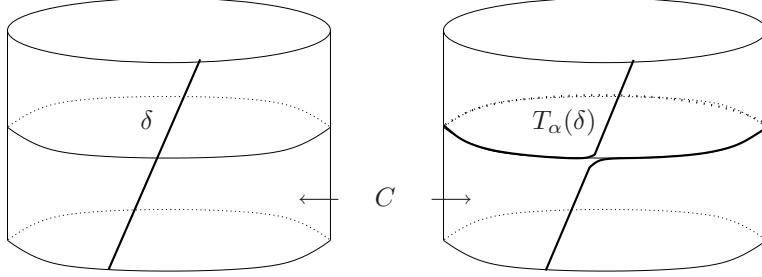


FIGURE 1. A representative of the image of an arc  $\delta$  under  $T_\alpha$

Because  $\alpha_q$  and  $\beta_q$  are transverse, the number  $i(\alpha, \beta)$  counts the number of intersection points of  $\alpha_q$  and  $\beta_q$  which in turn counts the number of arcs  $\delta$  of intersection that  $\beta_q$  makes with  $C$ . The length of the representative  $T_\alpha(\beta)$  we have constructed is thus precisely

$$\ell_q(\beta) + \ell_q(\alpha) \cdot i(\alpha, \beta).$$

As we noted above, our representative is necessarily not geodesic, and hence

$$\ell_q(T_\alpha(\beta)) < \ell_q(\beta) + \ell_q(\alpha) \cdot i(\alpha, \beta).$$

This completes the proof, since  $\beta$  was arbitrary.  $\square$

This proves one direction of Proposition 18. For the other direction, we must establish the following.

**Lemma 20.** *If  $\alpha \notin \text{cyl}(q)$ , then there exists  $\beta \in \mathcal{S}$  with  $i(\alpha, \beta) \neq 0$  so that the following condition holds:*

$$\ell_q(T_\alpha(\beta)) - \ell_q(\beta) = \ell_q(\alpha) \cdot i(\alpha, \beta).$$

Before we begin with the proof, we again briefly explain the idea. It is illuminating to consider first the simplified situation when the geodesic representative  $\alpha_q$  is embedded. In this case, we seek a curve  $\beta$  whose geodesic representative meets  $\alpha_q$  in a singularity, then turns right along  $\alpha_q$  following at least one saddle connection, before exiting  $\alpha_q$  on the other side, as in Figure 2. (We note that right/left is defined with reference to an orientation of the surface and not of the curves. This requirement is to match the convention that Dehn twists turn right.) Then angle considerations suffice to see that  $\ell_q(T_\alpha(\beta)) = \ell_q(\beta) + \ell_q(\alpha)$ . That is, since  $\beta_q$  is a geodesic, the angles marked in the figure must be  $\geq \pi$ . This means that surgering in an additional copy of  $\alpha_q$  gives a representative of  $T_\alpha(\beta)$  that is necessarily geodesic.

What the proof will show is that such a curve (following  $\alpha_q$  for at least one full saddle connection) can be produced by starting with any curve intersecting  $\alpha$  and

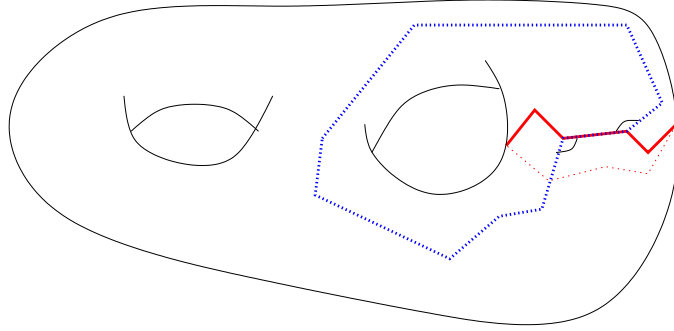


FIGURE 2. The figure shows  $\alpha_q$  and  $\beta_q$  as concatenations of saddle connections, sharing at least one full saddle connection in common.

replacing it by a sufficiently high twist about  $\alpha$ . For the general immersed case, the proof is greatly clarified by working in the universal cover. For any  $\alpha \notin \text{cyl}(q)$  and any lift  $\tilde{\alpha}$ , say with endpoints  $a^\pm$ , let  $H^\pm$ ,  $S^\pm$  be the two halfspaces and two subarcs into which  $\tilde{\alpha}$  divides the universal cover and its boundary circle (see Figure 3). Recall the following standard fact about the lifts of Dehn twists to  $\tilde{S}$ : there is a lift  $\tilde{T}_\alpha^2$  of  $T_\alpha^2$  whose restriction to the boundary fixes  $a^\pm$  and has prescribed dynamics on the boundary:

$$(3) \quad \widetilde{\lim}_{N \rightarrow \infty} T_\alpha^{2N} b = a^\pm \quad \text{if } b \in S^\pm.$$

This lift is obtained by first choosing any lift of  $T_\alpha^2$  that leaves  $\tilde{\alpha}$  invariant then composing with an appropriate covering transformation, also fixing  $\tilde{\alpha}$ . (The square is needed to get the right dynamics on both halfspaces.)

*Proof.* Assume for simplicity that  $S$  is closed (again, the punctured case is similar). Take  $\tilde{\alpha}_q$ ,  $H^\pm$ ,  $S^\pm$  as above.

Because  $\alpha$  is not a cylinder curve,  $\tilde{\alpha}_q$  is a concatenation of saddle connections meeting at singularities of  $\tilde{q}$ . Consider the angles made on each of the two sides at the singularities. If the angles were always  $\pi$  on one side, then there is a parallel curve on  $S$  that is nonsingular, which means  $\alpha$  itself is in  $\text{cyl}(q)$ , contrary to assumption. Thus, there is a singularity  $x^+$  so that the angle at  $x^+$  on the  $H^+$  side made by the saddle connections meeting there is strictly greater than  $\pi$ , and likewise there is  $x^-$  chosen relative to  $H^-$ .

We choose arbitrary geodesic rays  $\gamma^\pm$  contained in  $H^\pm$  based at  $x^\pm$  and continuing straight (i.e., making an angle of exactly  $\pi$  with  $\tilde{\alpha}_q$ ). Let  $A^\pm$  be the subarcs of the circle at infinity bounded by  $a^\pm$  and the endpoint of  $\gamma^\pm$ , as in Figure 3.

Let  $\beta_0 \in \mathcal{S}$  be any curve with  $i(\alpha, \beta_0) = k \neq 0$ . From the previous description of the behavior of Dehn twists on  $\tilde{S}$ , it follows that for large enough  $N$ , the curve  $\beta = T_\alpha^{2N}(\beta_0)$  has the following property: for each  $1 \leq j \leq k$ , there is a lift  $\tilde{\beta}^j$  (corresponding to the  $j$ th point of intersection of  $\alpha$  with  $\beta$ ) with one endpoint in  $A^+$  and the other in  $A^-$ . To achieve this, first choose initial lifts  $\tilde{\beta}_0^j$  (corresponding to the intersections of  $\beta_0$  with  $\alpha$ ) whose endpoints link the endpoints  $a^\pm$  of  $\tilde{\alpha}$ . Then, appealing to 3, we can choose  $N_j$  sufficiently large for the desired property to hold for the  $j^{\text{th}}$  arc; finally, let  $N = \max N_j$ .

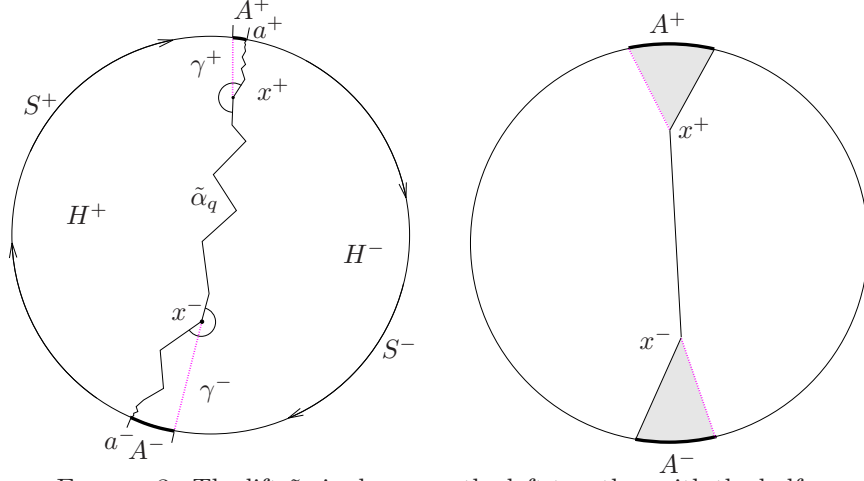


FIGURE 3. The lift  $\tilde{\alpha}_q$  is shown on the left together with the halfspaces it defines, the singularities with angles  $> \pi$  marked, and the rays  $\gamma^\pm$ . The dynamics of  $\tilde{T}_\alpha^2$  on the boundary attract points into  $A^\pm$ . On the right is a schematic showing only the lift  $\tilde{\alpha}_q$  and the rays  $\gamma^\pm$ , to illustrate that any bi-infinite geodesic with endpoints in  $A^\pm$  must coincide with  $\tilde{\alpha}_q$  between  $x^+$  and  $x^-$ . This is because the shaded region together with the geodesic segment from  $x^+$  to  $x^-$  is convex, so a geodesic can not leave it and re-enter.

Observe that each such  $\tilde{\beta}^j$  must coincide with  $\tilde{\alpha}_q$  for (at least) the portion between  $x^-$  and  $x^+$ . To see this, note that the shaded region (together with the geodesic segment from  $x^+$  to  $x^-$ ) on the right in Figure 3 is the intersection of two halfspaces, so it is geodesically convex. Therefore, any geodesic from  $A^-$  to  $A^+$  must stay in this region. Finally, for each of the  $k$  essential intersections of  $\beta$  with  $\alpha$ , we have shown that the curve  $\beta$  shares at least a saddle connection with  $\alpha$ . It follows that the geodesic representative of  $T_\alpha(\beta)$  is now exactly obtained from  $\beta$  by surgering in  $k$  copies of  $\alpha$ , as in the discussion preceding the Lemma. This completes the proof.  $\square$

Lemmas 19 and 20 imply Proposition 18. As an immediate corollary, it follows that  $\text{cyl}(q)$  is determined by  $\lambda_S(q)$ .

**Corollary 21.** *If  $q, q' \in \text{Flat}(S)$  and  $\lambda_S(q) = \lambda_S(q')$ , then  $\text{cyl}(q) = \text{cyl}(q')$ .*  $\square$

The next lemma shows that having the same set of cylinder curves is very restrictive.

**Lemma 22.** *If  $\text{cyl}(q) = \text{cyl}(q')$ , then  $\mathbb{H}_q = \mathbb{H}_{q'}$ .*

*Proof.* Suppose  $\text{cyl}(q) = \text{cyl}(q')$ . First lift  $q$  and  $q'$  to arbitrary representatives in  $\mathcal{Q}^1$ , also called  $q$  and  $q'$ , so that it is well-defined to talk about particular directions. Note that a cylinder curve, since it belongs a parallel family of nonsingular representatives, has a well-defined direction  $\theta \in \mathbb{RP}^1$ . Next, recall that for any quadratic differential, the set of directions with at least one cylinder is dense in  $\mathbb{RP}^1$  by a result of Masur [21]. Thus, for every uniquely ergodic foliation  $\nu_q^\theta \in \mathcal{PMF}(q)$ ,

there is a sequence of cylinder curves  $\alpha_i \in \text{cyl}(q)$  for which the directions converge:  $\theta_i \rightarrow \theta$ . It follows that

$$\nu_q^{\theta_i} \rightarrow \nu_q^\theta \quad \text{as} \quad i \rightarrow \infty.$$

Since  $i(\nu_q^{\theta_i}, \alpha_i) = 0$ , it follows that in  $\mathcal{PMF}$ , up to subsequence, we have  $\alpha_i \rightarrow \mu \in \mathcal{PMF}$  with  $i(\mu, \nu_q^\theta) = 0$ . Since  $\nu_q^\theta$  is uniquely ergodic, this means that  $\mu$  and  $\nu_q^\theta$  are equal, and hence  $\alpha_i \rightarrow \nu_q^\theta$  in  $\mathcal{PMF}$ . From the assumption that  $\text{cyl}(q') = \text{cyl}(q)$ , it follows that  $\nu$  is also in  $\mathcal{PMF}(q')$ . Thus the sets of uniquely ergodic foliations in  $\mathcal{PMF}(q)$  and  $\mathcal{PMF}(q')$  are identical.

Consider a pair of uniquely ergodic foliations  $\mu_0$  and  $\nu_0$  in  $\mathcal{PMF}(q) \cap \mathcal{PMF}(q')$ . There is a matrix  $M$  (respectively,  $M'$ ) in  $SL_2(\mathbb{R})$  so that  $\mu_0$  and  $\nu_0$  are the vertical and the horizontal foliations of  $Mq$  (respectively,  $M'q'$ ). However, there is a unique Teichmüller geodesic connecting  $\mu_0$  and  $\nu_0$  ([13]). Therefore, there is a time  $t$  for which

$$M'q' = A_t Mq \quad \text{for} \quad A_t = \begin{pmatrix} e^t & 0 \\ 0 & e^{-t} \end{pmatrix}.$$

That is,  $q'$  is in the  $SL(2, \mathbb{R})$  orbit of  $q$ , and hence  $\mathbb{H}_q = \mathbb{H}_{q'}$ .  $\square$

We can now assemble these facts together.

*Proof of Theorem 1.* Suppose  $\lambda_S(q) = \lambda_S(q')$ . By Corollary 21,  $\text{cyl}(q) = \text{cyl}(q')$  and so Lemma 22 implies  $\mathbb{H}_q = \mathbb{H}_{q'}$ . A level set of the length of a given cylinder curve on  $\mathbb{H}_q = \mathbb{H}_{q'}$  is a horocycle. So if  $\alpha, \beta, \gamma \in \text{cyl}(q) = \text{cyl}(q')$  have distinct directions, then  $q$  and  $q'$  are contained in the intersection of the same three distinct horocycles. As in the case of flat tori (Proposition 17), this implies  $q = q'$ .  $\square$

#### 4. ISO-LENGTH-SPECTRAL FAMILIES

Here we show constructively that for a set of curves to be spectrally rigid, its projectivization must not miss any open set of  $\mathcal{PMF}$ .

**Theorem 3.** *Suppose  $\xi(S) \geq 2$ . If  $\Sigma \subset \mathcal{S} \subset \mathcal{PMF}$  and  $\overline{\Sigma} \neq \mathcal{PMF}$ , then there is a deformation family  $\Omega_\Sigma \subset \text{Flat}(S)$  for which  $\Omega_\Sigma \rightarrow \mathbb{R}^\Sigma$  is constant, and such that the dimension of  $\Omega_\Sigma$  grows linearly with  $\xi(S)$ , as does the dimension of  $\text{Flat}(S)$  itself.*

In particular, no finite set of curves determines a flat metric. We will build deformation families of flat metrics in this section based on a train track argument. We remind the reader of one specific fact which we will need (Proposition 23 below) and refer to [26] for a detailed discussion of train tracks.

A train track  $\tau$  on  $S$  is said to be *complete* if all complementary regions are either triangles or once-punctured monogons. By a *weight* on  $\tau$  we mean a nonnegative vector in  $\mathbb{R}^B$ , where  $B$  is the set of branches of  $\tau$ , satisfying the switch condition: the sum of the weights on all branches coming in to any switch is equal to the sum of the weights on the branches going out of that switch. We say that  $\tau$  is *recurrent* if there is a weight on  $\tau$  which is strictly positive. An equivalent formulation of recurrence which is often easily verified is that for each branch of  $\tau$  there is a simple closed curve carried by  $\tau$  which traverses that branch (that is, the associated weight vector is positive on that branch). The necessary result which we will need is the following consequence of [26, Theorem 2.7.4] regarding the set  $U_\tau \subset \mathcal{PMF}(S)$  of measured laminations carried by  $\tau$ , which can be thought of as the projectivization of the space of weights on  $\tau$ .

**Proposition 23.** *If  $\tau \subset S$  is a complete, recurrent train track, then  $U_\tau$  contains an open subset of  $\mathcal{PML}(S)$ .*

Given a metric  $\rho$  on  $S$  (with metric completion  $\hat{S}$ ), we call a train track  $\tau \subset S$  *magnetic* with respect to  $\rho$  if there exists a map  $f : (\hat{S}, P) \rightarrow (\hat{S}, P)$ , homotopic to the identity rel  $P$ , such that if  $\gamma \subset \tau$  is a curve carried by  $\tau$ , then  $f(\gamma)$  is a  $\rho$ -geodesic representative of  $\gamma$  (up to parametrization). The magnetizing map  $f$  should be thought of as taking a smooth realization of the train track to a geodesic realization (compare Figure 7 below). In the examples in this section,  $f$  is a homeomorphism isotopic to the identity. More complicated maps  $f$  are used to deal with the case of punctures, as presented in the appendix.

Informally, a train track is magnetic if geodesics “stick to it”: geodesics carried by  $\tau$  actually live inside of the one-complex  $f(\tau)$  as concatenations of the branches. We will construct magnetic train tracks for flat metrics below, but remark that they do not exist for any hyperbolic metric (or in fact for any complete Riemannian metric), except when the train track is a simple closed curve. We also note in passing that a complete magnetic train track can be found on any flat metric  $q \in \text{Flat}(S)$  by taking the geodesic representative of any ending lamination with triangular complementary regions, that is not straight on  $q$  (i.e., not in  $\mathcal{PML}(q)$ ). However, not every magnetic train track admits appropriate deformations, so we will take more care in this section to construct a deformable magnetic train track.

The strategy for proving Theorem 3 is to first construct an initial train track  $\tau$  on  $S$  and a deformation family  $\Omega \subset \text{Flat}(S)$  so that  $\tau$  is magnetic in  $q$  for all  $q \in \Omega$  and so that the length of any curve  $\gamma$  carried by  $\tau$  is constant on  $\Omega$ . The train track  $\tau$  we construct is complete and recurrent, and so by Proposition 23,  $U_\tau \subset \mathcal{PML}$  has nonempty interior. Then, if  $\Sigma \subset \mathcal{S}$  is not dense, we will find a mapping class  $\psi$  adapted to  $\Sigma$  such that  $\Sigma \in \psi U_\tau = U_{\psi\tau}$ , and the deformation family promised in the theorem will then be  $\psi\Omega$ .

The main ingredient needed to prove Theorem 3 is thus the following.

**Proposition 24.** *If  $\xi(S) \geq 2$ , then there exists a complete recurrent train track  $\tau$  and a positive-dimensional family of flat structures  $\Omega \subset \text{Flat}(S)$  such that:*

- $\tau$  is magnetic in  $q$  for all  $q \in \Omega$ , and
- the length of any curve  $\gamma$  carried by  $\tau$  is constant on  $\Omega$ .

*Proof.* If  $\tau$  is a magnetic train track for a metric  $\rho$ , then there is a nonnegative length assigned to each branch of  $\tau$  (the length of its image under  $f$ ). We record this as a vector in  $\mathbb{R}^B$ , where  $B$  is the set of branches of  $\tau$ , and call it the associated *length vector* for  $\rho$ . Then, the  $\rho$ -length of any curve carried by  $\tau$  can be computed as the dot product of the weight vector for the curve with the length vector for  $\rho$ .

To prove the proposition, we must construct the family  $\Omega \subset \text{Flat}(S)$  so that the *difference* between the length vectors for any two  $q, q' \in \Omega$  lies in the orthogonal complement of the space of weights on  $\tau$ . Geometrically, this means that the difference in length vectors for  $q, q' \in \Omega$  can be distributed among the switches so that at each switch, the increase in length of the incoming branches is exactly equal to the decrease in length for each outgoing branches; see Figure 4.

The idea is to build metrics and partial train tracks on “basic building blocks”, then glue them together in an appropriate pattern to obtain  $S$ . For simplicity, we only provide the details for closed surfaces in this section, as these can all simultaneously be handled by constructing a single building block. To prove the theorem

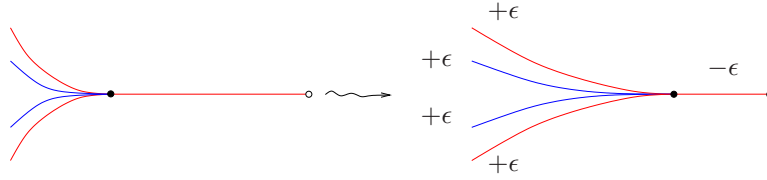


FIGURE 4. Changing the length vectors will be accomplished by “folding or unfolding” at switches which leaves the length of curves carried by the train track constant.

for all surfaces  $S$  with  $\xi(S) \geq 2$  it suffices to construct six more building blocks, using the same general ideas. For completeness, we have included a description of these remaining building blocks in an appendix at the end of the paper.

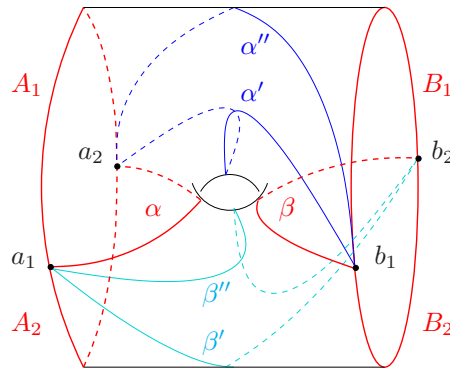


FIGURE 5. One basic building block  $\Delta$  and its train track  $\tau$ . The cylinder  $C_1$  is pictured on the top and  $C_2$  on the bottom. Copies of  $\Delta$  can be glued together end to end to obtain a copy of  $S$ .

The basic building block  $\Delta$  is a genus-one surface with two boundary components described here and shown in Figure 5. We will put a metric and a train track on  $\Delta$ , and then assemble  $S$  from  $g - 1$  copies of  $\Delta$  by gluing the boundary components in pairs. Choose nonperipheral arcs  $\alpha$  (with endpoints  $a_1, a_2$ ) and  $\beta$  (endpoints  $b_1, b_2$ ) joining each boundary component to itself. Then the complement of those arcs is a pair of annuli. For any choice of  $t > 0$ , there is a unique flat metric on  $\Delta$  so that  $\ell(\alpha) = \ell(\beta) = t$ , the two complementary annuli  $C_i$  are Euclidean cylinders with boundary lengths  $2t$  and heights  $t$ , and  $a_1$  is the closest point on its boundary circle to  $b_1$  on the other (the last requirement controls the twist—see Figure 6). This means each cylinder will have area  $2t^2$ , so  $\Delta$  will have area  $4t^2$ .

Choose the value of  $t$  so that  $4t^2(g - 1) = 1$  (in order that the glued surface will have total area one). After gluing  $g - 1$  copies of  $\Delta$  together end to end, we obtain a flat metric  $q_0$  on  $S$ , whose singular points come from the  $a_i$  and  $b_i$  in the pieces  $\Delta$ . We will choose to initially glue with a quarter-twist (compare Figure 9), so that there are four evenly spaced singularities around the gluing curves, and these singularities all have cone angle  $3\pi$ .

Next we build a one-complex  $T_0$  of geodesic segments in  $q_0$ . In each piece  $\Delta$ , let  $\alpha', \alpha''$  be the minimal-length segments connecting  $a_2$  to  $b_1$  in  $C_1$ , and likewise

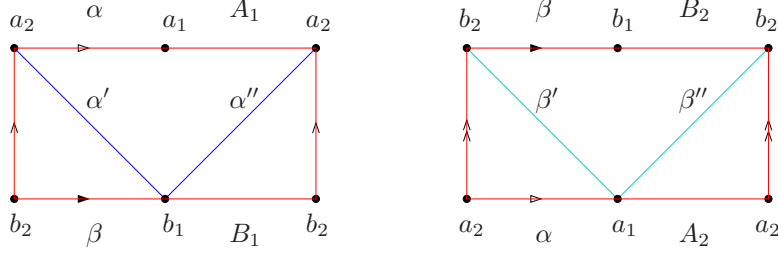


FIGURE 6. Metric pictures of the two cylinders  $C_1$  (left) and  $C_2$  (right) which make up  $\Delta$ .

$\beta', \beta''$  connecting  $a_1$  to  $b_2$  in  $C_2$  (the length of each of these will be  $\sqrt{2}t$ ); see Figure 5. Then the edges (branches) of  $T_0$  are the saddle connections which belong to the boundary of a piece  $\Delta$ , together with the arcs  $\alpha, \alpha', \alpha'', \beta, \beta', \beta''$  in those pieces. There are vertices (switches) for  $T_0$  at all of the singularities in the flat metric  $q_0$ .

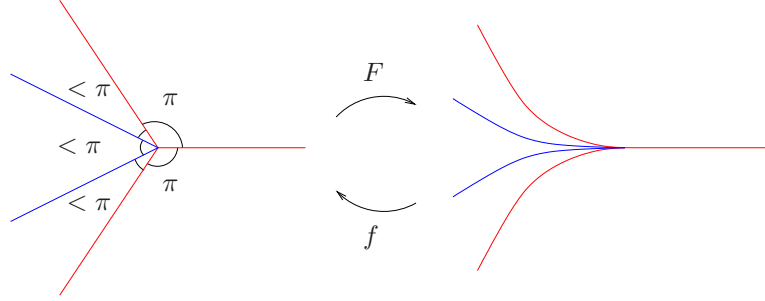


FIGURE 7. The homeomorphisms of  $S$  pictured here map between a geodesic one-complex  $T$  and a train track  $\tau$ . This figure shows how to use the angles in  $T$  to read off the illegal turns at each switch, which specifies the tangent spaces for  $\tau$ . The inverse map  $f$  is the magnetizing homeomorphism for  $\tau$  with respect to the flat metric.

Each 1-cell of this complex  $T_0$  is smoothly embedded in  $S$ . However, there is no well-defined tangent space at the switches. To obtain a train track  $\tau$ , we apply an appropriate homeomorphism  $F$  which is isotopic to the identity. For this, it suffices to specify at each switch which branches are incoming and which are outgoing. For each complex  $T$  occurring in the deformation family, every switch in  $T$  will have total angle  $3\pi$  and five incident branches, one of which is separated from its neighboring branches by angle  $\pi$  on each side. We use this to determine the tangencies as in Figure 7.

Any curve  $\gamma \subset \tau$  is mapped by  $f = F^{-1}$  to a concatenation of geodesic segments which are branches of  $T_0 = f(\tau)$ . But then any  $f(\gamma)$  meets the angle conditions that suffice for geodesicity (Remark 8), so  $\tau$  is magnetic with respect to  $q_0$ . The complementary regions of the train track  $\tau$  are triangles, so  $\tau$  is complete. (We remark that this is a statement about the train track  $\tau$ , and not the graph  $T_0$ , whose complementary 2-cells are not all triangles.) Furthermore, it is straightforward to find sufficiently many curves carried by  $\tau$ , thus showing that it is recurrent.

Next we describe a deformation space  $\Omega_0$  of  $q_0$  parameterized by  $2(g - 1)$  real numbers (small compared to  $t$ ) so that a choice of parameters specifies a modified flat metric  $q$  and geodesic 1-complex  $T$ . The 1-complex  $T$  is combinatorially equivalent to  $T_0$  and satisfies the same necessary angle inequalities to guarantee that  $\tau$  is magnetic in  $q$ , but the lengths have changed as prescribed by the parameters. The difference in corresponding length vectors of  $q$  and  $q_0$  for  $\tau$  will lie in the orthogonal complement of the space of weight vectors for  $\tau$ , and hence we will have  $\ell_q(\alpha) = \ell_{q_0}(\alpha)$  for every curve  $\alpha$  carried by  $\tau$ , as required.

We carry out the deformations in each block, and then glue the pieces together appropriately. In each block  $\Delta$ , the deformations are parameterized by two numbers  $\epsilon$  and  $\delta$  (small compared to  $t$ ) so that the change in lengths of edges is given by the following table.

$A_1$	$A_2$	$B_1$	$B_2$	$\alpha$	$\alpha'$	$\alpha''$	$\beta$	$\beta'$	$\beta''$
$+\epsilon - \delta$	$-\epsilon + \delta$	$+\epsilon - \delta$	$-\epsilon + \delta$	$+\epsilon + \delta$	$+2\epsilon$	$+2\epsilon$	$+\epsilon + \delta$	$+2\delta$	$+2\delta$

We now verify that (a) this change in lengths can be realized by a flat metric built from Euclidean cylinders similar to the construction above, and (b) after gluing all the pieces, the change in length vectors is orthogonal to the space of weight vectors.

To verify (a), we refer to Figure 8 which shows how the required changes in length data are metrically realized by deformations of the Euclidean cylinders.

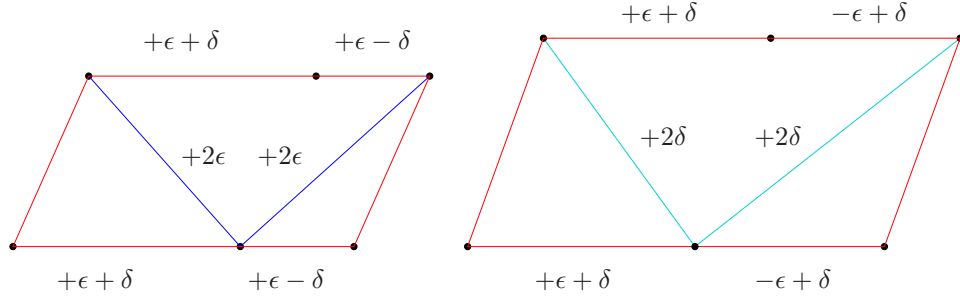


FIGURE 8. We have two parameters  $\epsilon, \delta$  to perturb the flat structures in each piece  $\Delta$ . Metrically, this can be achieved by deforming the rectangles to parallelograms, adjusting the height and shear appropriately. (Compare Figure 6.)

For (b), let  $\epsilon_i, \delta_i$  denote the parameters of the deformation of the  $i^{th}$  block  $\Delta_i$ . To guarantee that the difference in length vectors is orthogonal to the space of weight vectors, we must be able to distribute the difference vector among the switches so that the increase in length of the incoming branches is exactly equal to the decrease in length for each outgoing branches. One can check that the change in lengths near the switches shown in Figure 9 satisfies this condition, and moreover the deformations on each  $\Delta_i$  (as described by the table) can be glued to accomplish this change.

If we write  $(\bar{\epsilon}, \bar{\delta}) = (\epsilon_1, \delta_1, \dots, \epsilon_{g-1}, \delta_{g-1})$  for the vector of the parameters, then we obtain a  $2(g - 1)$ -dimensional deformation space from the perturbed metrics  $\Omega_0 = \{q_0(\bar{\epsilon}, \bar{\delta})\}$ . We let

$$\Omega = \Omega_0 \cap \text{Flat}(S),$$

which is the subspace with unit area; this has codimension 1, so  $\dim(\Omega) = 2g - 3$ .  $\square$

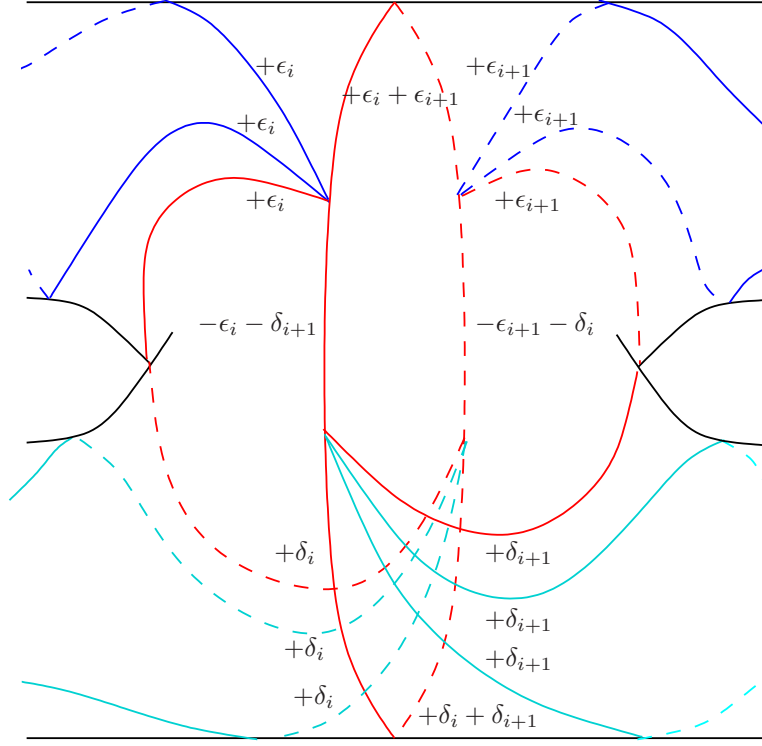


FIGURE 9. The changes in lengths assigned to  $\tau$  near one of the gluing curves. On the left side the deformations are parameterized by  $(\epsilon_i, \delta_i)$  in the block  $\Delta_i$  and on the right by  $(\epsilon_{i+1}, \delta_{i+1})$  in the block  $\Delta_{i+1}$ . The branches which leave the picture are incident on other switches and local changes in lengths occur at such switches according to a similar picture (with an appropriate shift in indices).

We can now prove Theorem 3 by finding a mapping class to apply to  $\Sigma$  so that all of the image curves are carried by  $\tau$ .

*Proof of Theorem 3.* Let  $\Omega \subset \text{Flat}(S)$  and  $\tau \subset S$  be as in Proposition 24. Since  $\tau$  is complete and recurrent, the subset  $U_\tau \subset \mathcal{PML}$  consisting of those measured laminations carried by  $\tau$  has nonempty interior. Let  $h \in \text{Mod}(S)$  be a pseudo-Anosov mapping class whose attracting point in  $\mathcal{PML}$  is a lamination  $\lambda^+ \in U_\tau$ . By assumption,  $\Sigma$  is not dense, so there is an open set  $W \in \mathcal{PML}$  such that  $\Sigma \cap W = \emptyset$ .

Since any orbit of the mapping class group is dense in  $\mathcal{PML}$ , there is some mapping class  $\varphi \in \text{Mod}(S)$  such that  $\lambda^- \in \varphi W$ , where  $\lambda^-$  is the repelling lamination of  $h$ . But then  $\varphi \Sigma$  misses a neighborhood of  $\lambda^-$ , so for  $n$  sufficiently large, any curve in  $h^n \varphi \Sigma$  is carried by  $\tau$ . Equivalently, any curve in  $\Sigma$  is carried by  $\varphi^{-1} h^{-n} \tau$ .

Now we set

$$\Omega_\Sigma = \{\varphi^{-1} h^{-n} q \mid q \in \Omega\},$$

and observe that the length of any curve  $\gamma \in \Sigma$  is constant on  $\Omega_\Sigma$  since it is carried by  $\varphi^{-1}h^{-n}(\tau)$ , and the property of being magnetic is clearly preserved when both the train track and the metric are modified by the same mapping class.  $\square$

**Remark 25.** Here, we obtain a deformation family of dimension  $2g - 3$ . We make no claim that this is optimal, but note that the optimal dimension is bounded above and below by linear functions in  $g$ , since  $\text{Flat}(S)$  itself has dimension  $12g - 14$ . For the cases covered in the appendix, which allow punctures and boundary components, this proportionality holds as well: the number of parameters in the deformation space is linearly comparable to  $g + n$ , as is the complexity of  $S$  and therefore the dimension of  $\text{Flat}(S)$ .

## 5. FLAT STRUCTURES AS CURRENTS

Bonahon's space of geodesic currents derives its utility from the fact that so many spaces embed into it in natural ways with respect to the intersection form. For example, the space of measured laminations  $\mathcal{ML}$ , being the completion of  $\mathcal{S}$  with respect to  $i$ , is easily seen to embed into  $\mathcal{C}(S)$ , and the restriction of  $i$  to  $\mathcal{ML} \times \mathcal{ML}$  is Thurston's continuous extension of geometric intersection number from weighted simple curves to measured laminations. In this section, we see that  $\text{Flat}(S)$  embeds naturally as well.

For closed surfaces, Bonahon constructs an embedding of  $\mathcal{T}(S)$  into  $\mathcal{C}(S)$  in [4] by sending a hyperbolic metric  $m$  to its associated Liouville current  $L_m$ . This was extended to all negatively curved Riemannian metrics by Otal in [24] and to negatively curved cone metrics by Hersonsky–Paulin in [16]. Given any such metric  $m$ , we will denote the associated current by  $L_m$ . The naturality with respect to  $i$  is expressed by the equation

$$i(L_m, \alpha) = \ell_m(\alpha).$$

This extends easily to  $\text{Flat}(S)$ , and in fact it is possible to carry out this construction for surfaces which are not necessarily closed. Given  $q \in \mathcal{Q}^1(S)$ , we can view  $\theta \mapsto \nu_q^\theta$  as a map  $\mathbb{RP}^1 \rightarrow \mathcal{C}(S)$ .

**Proposition 26.** *For any  $q \in \text{Flat}(S)$  there exists a current  $L_q$  such that*

- (1) for all  $\alpha \in \mathcal{C}'$ ,  $i(L_q, \alpha) = \ell_q(\alpha)$ ;
- (2) for all  $\mu \in \mathcal{C}(S)$  and any  $q \in \mathcal{Q}^1(S)$  inducing the given  $q \in \text{Flat}(S)$ ,

$$i(L_q, \mu) = \frac{1}{2} \int_0^\pi i(\nu_q^\theta, \mu) d\theta;$$

- (3)  $i(L_q, L_q) = \pi/2$ .

*Proof.* We can define  $L_q$  by a Riemann integral

$$L_q = \frac{1}{2} \int_0^\pi \nu_q^\theta d\theta$$

by which we mean a limit of Riemann sums. Since  $\mathbb{RP}^1$  is compact, the map  $f(\theta) = \nu_q^\theta$  is uniformly continuous. As the metric  $d$  from Theorems 12 and 16 is complete, this integral exists.

For any  $\alpha \in \mathcal{C}'$ , we recall the formula from Lemma 9

$$\ell_q(\alpha) = \frac{1}{2} \int_0^\pi i(\nu_q^\theta, \alpha) d\theta.$$

Combining this with the uniform continuity of  $\nu_q^\theta$  implies part (1) and also part (2) for any current  $\mu$  which is a scalar multiple of a current associated to a curve. For general currents we appeal to the density of  $\mathbb{R}_+ \times \mathcal{C}$  in  $\mathcal{C}(S)$  and the continuity of intersection number.

The foliations  $\nu_q^\theta$  have  $q$ -length 1, and so  $i(L_q, \nu_q^\theta) = 1$  (this also follows from part (2)). Therefore, (3) follows from (2) by the computation

$$i(L_q, L_q) = \frac{1}{2} \int_0^\pi i(L_q, \nu_q^\theta) d\theta = \frac{1}{2} \int_0^\pi d\theta = \frac{\pi}{2}. \quad \square$$

**Remark 27.** In the closed case, an equivalent definition of  $L_q$  can be given as a cross-ratio, as in Hersensky-Paulin.

The embedding of  $\text{Flat}(S)$  in  $\mathcal{C}(S)$  is now immediate.

**Theorem 4.** *There is an embedding*

$$\text{Flat}(S) \rightarrow \mathcal{C}(S)$$

denoted by  $q \mapsto L_q$  so that for  $q \in \text{Flat}(S)$  and  $\alpha \in \mathcal{C}'$ , we have  $i(L_q, \alpha) = \ell_q(\alpha)$ . Furthermore, after projectivizing,  $\text{Flat}(S) \rightarrow \mathcal{PC}(S)$  is still an embedding.

*Proof.* If  $q_n \rightarrow q$  in  $\text{Flat}(S)$ , then  $\ell_{q_n}(\alpha) \rightarrow \ell_q(\alpha)$  for all  $\alpha \in \mathcal{C}'$ , and hence  $L_{q_n} \rightarrow L_q$  by Theorems 12 and 16. Thus,  $q \mapsto L_q$  is continuous.

Injectivity for  $\text{Flat}(S) \rightarrow \mathcal{C}(S)$  follows directly from Theorem 1, where we have shown that even intersection with elements of  $\mathcal{S}$  distinguishes flat metrics. Injectivity for  $\text{Flat}(S) \rightarrow \mathcal{PC}(S)$  follows from the fact that  $i(L_q, L_q)$  is constant, which ensures that no two currents in the image of  $\text{Flat}(S)$  can be multiples of one another.

Therefore,  $\text{Flat}(S)$  continuously injects into  $\mathcal{C}(S)$ . To show that this map is an embedding, we need to show that if  $q_n$  exits every compact set in  $\text{Flat}(S)$ , then  $L_{q_n}$  has no subsequence which converges to a point of (the image of)  $\text{Flat}(S)$ . This is a consequence of Theorem 5 proven below, which describes precisely the subsequential limits of  $L_{q_n}$ . □

As a consequence of the continuity of  $\text{Flat}(S) \rightarrow \mathcal{C}(S)$ , we find that the length of a lamination in a flat metric is well-defined, and moreover these lengths vary continuously.

**Corollary 28.** *The flat-length function  $\text{Flat}(S) \times \mathcal{S}(S) \rightarrow \mathbb{R}$  has a continuous homogeneous extension*

$$\bar{\ell} : \text{Flat}(S) \times \mathcal{MF}(S) \rightarrow \mathbb{R}.$$

given by

$$(q, \mu) \mapsto \bar{\ell}_q(\mu) = i(L_q, \mu).$$

We can now prove the main theorem.

**Theorem 2.** *If  $\xi(S) \geq 2$ , then  $\Sigma \subset \mathcal{S} \subset \mathcal{PMF}$  is spectrally rigid over  $\text{Flat}(S)$  if and only if  $\Sigma$  is dense in  $\mathcal{PMF}$ .*

*Proof.* We first assume  $\Sigma$  is dense in  $\mathcal{PMF}$ . Suppose  $q, q' \in \text{Flat}(S)$  have  $\ell_q(\alpha) = \ell_{q'}(\alpha)$  for all  $\alpha \in \Sigma$ . For any  $\mu \in \mathcal{MF}$ , the density hypothesis implies that there are scalars  $t_i$  and curves  $\alpha_i \in \Sigma$  such that  $t_i \alpha_i \rightarrow \mu$ . But

$$\ell_q(t_i \alpha_i) = \ell_{q'}(t_i \alpha_i),$$

so Corollary 28 implies  $\ell_q$  and  $\ell_{q'}$  agree on  $\mu$ . In particular, the two metrics assign the same length to all simple closed curves. By Theorem 1, it follows that  $q = q'$ , and thus  $\Sigma$  is spectrally rigid.

Next assume that  $\Sigma$  is not dense in  $\mathcal{PMF}$ . Theorem 3 implies the existence of a positive-dimensional family  $\Omega_\Sigma \subset \text{Flat}(S)$  for which the lengths of curves in  $\Sigma$  is constant. In particular, there exists a pair of distinct flat structures  $q, q' \in \Omega_\Sigma$  for which  $\ell_q(\alpha) = \ell_{q'}(\alpha)$  for all  $\alpha \in \Sigma$ , and hence  $\Sigma$  is not spectrally rigid.  $\square$

## 6. THE BOUNDARY OF $\text{Flat}(S)$

In this section we give a description of the geodesic currents that appear in the closure of  $\text{Flat}(S) \subset \mathcal{PC}(S)$ . We will show that the limit points have geometric interpretations as a hybrid of a flat structure on some subsurface and a geodesic lamination on a disjoint subsurface (Theorem 5). We call such currents *mixed structures*. As a first step, we show that the description of  $L_q$  as average intersection number with foliations  $\nu_q^\theta$  (Proposition 26, part (2)) extends to any limiting geodesic current. This description greatly simplifies the analysis of what geodesic currents can appear as degenerations of flat metrics.

To every nonzero quadratic differential, we consider again the map

$$\mathbb{RP}^1 \rightarrow \mathcal{ML}(q) \subset \mathcal{ML}(S)$$

given by  $\theta \mapsto \nu_q^\theta$ , the foliation in direction  $\theta$ . We show that given a sequence of quadratic differentials whose associated currents converge in  $\mathcal{C}(S)$ , these maps converge uniformly (up to subsequence) to a continuous map from  $\mathbb{RP}^1$  to  $\mathcal{ML}(S)$ .

**Lemma 29.** *For all  $q \in \mathcal{Q}^1(S)$ ,  $\alpha \in \mathcal{C}'$ , and angles  $\theta_0$  and  $\theta_1$ , we have*

$$\left| i(\nu_q^{\theta_1}, \alpha) - i(\nu_q^{\theta_0}, \alpha) \right| \leq \ell_q(\alpha) \cdot |\theta_1 - \theta_0|.$$

*It follows that  $\theta \mapsto \nu_q^\theta$  is Lipschitz.*

*Proof.* Let  $\omega$  be a saddle connection contained in a  $q$ -geodesic representative of  $\alpha$ . Assume  $\omega$  is at angle  $\phi$ . We have  $i(\nu_q^\theta, \omega) = \ell_q(\omega) \cdot |\sin(\theta - \phi)|$ . Hence

$$\left| \frac{d}{d\theta} i(\nu_q^\theta, \omega) \right| = \ell_q(\omega) \cdot |\cos(\theta - \phi)| \leq \ell_q(\omega).$$

Integrating the above inequality from  $\theta_0$  to  $\theta_1$  and adding up over all saddle connections of  $\alpha$  proves the lemma.  $\square$

**Proposition 30.** *Let  $q_n$  be a sequence of quadratic differentials so that  $s_n L_{q_n}$  converges in  $\mathcal{C}(S)$  to a geodesic current  $L_\infty$ . Then, after possibly passing to a subsequence, the sequence of functions*

$$f_n: \mathbb{RP}^1 \rightarrow \mathcal{ML}(S), \quad f_n(\theta) = s_n \nu_{q_n}^\theta$$

*converges uniformly to a continuous function*

$$f_\infty: \mathbb{RP}^1 \rightarrow \mathcal{ML}(S).$$

*Proof.* We can consider  $f_n$  as maps from  $\mathbb{RP}^1$  to  $\mathcal{C}(S)$ . Since  $\mathcal{ML}(S)$  is a closed subset of  $\mathcal{C}(S)$ , the image of the limiting map  $f_\infty$  is automatically in  $\mathcal{ML}(S)$ , provided it exists.

Equip  $\mathcal{C}(S)$  with the metric in Theorem 12 (or 16 for punctured surfaces). By the Arzelá-Ascoli theorem, it is sufficient to show that the family of maps  $f_n$  is equicontinuous and the union of the images have compact closure. For angles  $\theta_0$  and  $\theta_1$  we have

$$\begin{aligned} d(f_n(\theta_1), f_n(\theta_0)) &= \sum_{\alpha \in \mathcal{C}'(S)} s_n t_\alpha \left| i(\nu_{q_n}^{\theta_1}, \alpha) - i(\nu_{q_n}^{\theta_0}, \alpha) \right| \\ &\leq |\theta_1 - \theta_0| \sum_{\alpha \in \mathcal{C}'(S)} s_n t_\alpha \ell_{q_n}(\alpha) \\ &= |\theta_1 - \theta_0| \cdot d(s_n L_{q_n}, 0). \end{aligned}$$

The inequality follows from Lemma 29, and the equalities are immediate from the definition of the metric, together with Proposition 26. Since

$$d(s_n L_{q_n}, 0) \rightarrow d(L_\infty, 0),$$

there exists  $K > 0$  such that  $d(s_n L_{q_n}, 0) \leq K$ , and so the family of maps  $\{f_n\}$  is equicontinuous.

It remains to show that the  $\cup_n f_n(\mathbb{RP}^1)$  has compact closure. Observe that

$$i(f_n(\theta), \alpha) = i(s_n \nu_q^\theta, \alpha) \leq s_n \ell_{q_n}(\alpha).$$

Therefore,

$$d(f_n(\theta), 0) = \sum_{\alpha \in \mathcal{C}'(S)} t_\alpha i(f_n(\theta), \alpha) \leq \sum_{\alpha \in \mathcal{C}'(S)} s_n t_\alpha \ell_{q_n}(\alpha) = d(s_n L_{q_n}, 0).$$

and so  $\cup_n f_n(\mathbb{RP}^1)$  is contained in the closed  $K$ -ball about 0. Since  $d$  is proper, this ball is compact.  $\square$

We now define *mixed structures* on  $S$ . This requires us to first make precise what we will mean by a flat structure on a subsurface.

Suppose  $X \subset S$  is a  $\pi_1$ -injective subsurface of  $S$  with negative Euler characteristic. We view  $X$  as a punctured surface (removing every boundary component), and let  $\text{Flat}(X)$  denote the space of flat structures on  $X$ . By this we mean a flat structure on each component of  $X$  as described in Section 2.3, where we now require the sum of the areas of the components to be one. The boundary curves of  $X$  are realized by punctures and hence have length 0. Equivalently, an element of  $\text{Flat}(X)$  is given by a unit-norm quadratic differential in  $\mathcal{Q}(X)$ , nonzero on all components, and well-defined up to multiplication by a unit-norm complex number in each component. Representing any  $q \in \text{Flat}(X)$  by a unit-norm quadratic differential, we have the map  $\mathbb{RP}^1 \rightarrow \mathcal{ML}(X)$  given by  $\theta \mapsto \nu_q^\theta$  as before. Extending measured laminations on  $X$  to measured laminations on  $S$  in the usual way, we can view  $\theta \mapsto \nu_q^\theta$  as a map into  $\mathcal{ML}(S) \subset \mathcal{C}(S)$ .

Given a subsurface  $X \subset S$  as above,  $q \in \text{Flat}(X)$ , and a measured lamination  $\lambda \in \mathcal{ML}(S)$  whose support can be homotoped disjoint from  $X$ , we define a mixed structure  $\eta = (X, q, \lambda)$  to be the geodesic current given by

$$\eta = \lambda + \frac{1}{2} \int_0^\pi \nu_q^\theta d\theta.$$

Here the integral is a Riemann integral, as in the proof of Proposition 26. For brevity we can write  $\eta = \lambda + L_q$ . It follows that for every  $\alpha \in \mathcal{C}'(S)$ ,

$$i(\eta, \alpha) = i(\lambda, \alpha) + \frac{1}{2} \int_0^\pi i(\nu_q^\theta, \alpha) d\theta.$$

We also allow the two degenerate situations  $X = S$  and  $X = \emptyset$ . In these cases, the corresponding mixed structure is a flat structure on  $S$  or a measured lamination on  $S$ , respectively.

Now let  $\text{Mix}(S) \subset \mathcal{C}(S)$  denote the space of all mixed structures, and  $\mathcal{PMix}(S)$  its image in  $\mathcal{PC}(S)$  under the projection  $\mathcal{C}(S) \rightarrow \mathcal{PC}(S)$ . Observe that if

$$\eta \in \text{Mix}(S) \setminus \mathcal{ML}(S)$$

then  $i(\eta, \eta) = \pi/2$ , just as in Proposition 26.

If  $\alpha$  is a curve in  $\partial X$ , then  $i(\nu_q^\theta, \alpha) = 0$  and  $i(\lambda, \alpha) = 0$ . Hence  $i(\eta, \alpha) = 0$ , although  $\alpha$  may be contained in the support of  $\lambda$  (and thus  $\eta$ ).

**Theorem 5.** *The closure of  $\text{Flat}(S)$  in  $\mathcal{PC}(S)$  is exactly the space  $\mathcal{PMix}(S)$  of projective mixed structures. That is, for any sequence  $\{q_n\}$  in  $\text{Flat}(S)$ , after passing to a subsequence if necessary, there exists a mixed structure  $\eta$  and a sequence of positive real numbers  $\{t_n\}$  so that*

$$\lim_{n \rightarrow \infty} t_n \ell_{q_n}(\alpha) = i(\alpha, \eta).$$

for every  $\alpha \in \mathcal{C}$ . Moreover, every mixed structure is the limit of a sequence in  $\text{Flat}(S)$ .

*Proof.* Let  $q_n$  be a sequence of quadratic differentials such that  $t_n L_{q_n} \rightarrow L_\infty$ , for some sequence of positive real numbers  $t_n$ . We have to show that, up to scaling,  $L_\infty \in \text{Mix}(S)$ .

If the sequence  $t_n$  converges to zero, then

$$i(L_\infty, L_\infty) = \lim_{n \rightarrow \infty} t_n^2 i(L_{q_n}, L_{q_n}) = \frac{\pi}{2} \lim_{n \rightarrow \infty} t_n^2 = 0.$$

That is,  $L_\infty$  is a measured lamination (c.f. Bonahon [4]). Thus the theorem holds with  $X = \emptyset$ .

Since every geodesic current has finite self-intersection number, we can conclude that  $t_n$  does not tend to infinity. Therefore, after taking a subsequence, we can assume that the sequence  $t_n$  is convergent, and in fact converges to 1. That is, there is a geodesic current (which we again denote by  $L_\infty$ ) such that  $L_{q_n} \rightarrow L_\infty$  in  $\mathcal{C}(S)$ . Applying Proposition 30 and taking a further subsequence if necessary, we can also assume that  $f_n$  converges uniformly to a continuous map  $f_\infty$ . As a consequence, for every curve  $\alpha \in \mathcal{C}$ ,

$$i(L_\infty, \alpha) = \frac{1}{2} \int_0^\pi i(f_\infty(\theta), \alpha) d\theta.$$

Define  $\mathcal{S}_0 \subset \mathcal{S}$  to be the set of simple closed curves  $\alpha$  for which  $\ell_{q_n}(\alpha) \rightarrow 0$ . Equivalently,  $\alpha \in \mathcal{S}_0$  if and only if  $i(L_\infty, \alpha) = 0$ . Let  $Z_0$  be the subsurface of  $S$  that is filled by  $\mathcal{S}_0$ . That is, up to isotopy,  $Z_0$  is the largest  $\pi_1$ -injective subsurface  $Z$  (with respect to containment) having the property that every closed curve in  $S$  which cuts  $Z$  has positive intersection number with some curve in  $\mathcal{S}_0$ . If  $Z_0 = S$ ,

then there is a finite set  $\alpha_1, \dots, \alpha_k$  of curves in  $\mathcal{S}_0$  such that  $\sum \alpha_i$  is a binding current, and as  $L_\infty$  lies in the span of  $\mathcal{ML}(S) \subset \mathcal{C}(S)$ , we have

$$\sum i(L_\infty, \alpha_i) > 0,$$

which is a contradiction. Therefore,  $Z_0$  is a proper subsurface of  $S$ .

We observe that, for each  $\alpha_0 \in \mathcal{S}_0$ ,

$$\frac{1}{2} \int_0^\pi i(\alpha_0, f_\infty(\theta)) d\theta = i(L_\infty, \alpha_0) = 0.$$

Since  $f_\infty$  is continuous, this implies that  $i(\alpha_0, f_\infty(\theta)) = 0$  for every  $\theta$ . That is, for every  $\theta \in \mathbb{RP}^1$ , the support of  $f_\infty(\theta)$  can be homotoped to be disjoint from  $Z_0$ . Hence,  $i(\alpha, L_\infty) = 0$  for every essential curve in  $Z_0$ . However, the restriction of  $L_\infty$  to  $Z_0$  may not be zero; for an annular component  $A$  of  $Z_0$ , the restriction of  $f_\infty(\theta)$  to  $A$  may be a measured lamination that is supported on the core curve of  $A$ .

Now choose a component  $W$  of  $S \setminus Z_0$ . Define

$$D(W) = \left\{ i \left( L_\infty, \frac{\alpha}{\ell_{q_0}(\alpha)} \right) \mid \alpha \in \mathcal{S}(W) \right\}.$$

Observe that  $D(W)$  is bounded, since  $\{\frac{\alpha}{\ell_{q_0}(\alpha)}\}$  is precompact, being contained in the compact set

$$\{\lambda \in \mathcal{ML}(S) \mid \ell_{q_0}(\lambda) = 1\}.$$

We argue in two cases.

**Case 1:**  $\inf(D(W)) > 0$ .

In this case, we have a uniform lower bound for the  $q_n$ -length of any nonperipheral simple closed curve, and hence also any nonperipheral closed curve in  $W$ . Since  $W$  is a component of  $S \setminus Z_0$ , the  $q_n$ -lengths of the boundary curves of  $W$  go to zero. Therefore, after choosing a basepoint in  $W$  (away from the boundary) and passing to a subsequence, we can assume that  $q_n|_W$  converges to a flat structure on  $W$  *geometrically*, that is, after re-marking by a homeomorphism. (See Appendix A of [22] for a thorough discussion of the geometric topology on the space of quadratic differentials. In particular, McMullen establishes the existence of the relevant geometric limit in his Theorem A.3.1 for points in moduli space.) Since any given curve in  $W$  has a uniform upper bound to its  $q_n$ -length, we may assume that the re-marking homeomorphisms are isotopic to the identity in  $W$ , and hence  $q_n|_W$  converges to a flat structure on  $W$  (though not necessarily of unit area).

**Case 2:**  $\inf(D(W)) = 0$ .

In this case, we have a sequence of simple curves  $\alpha_n \in \mathcal{C}(W)$  such that

$$\lim_{n \rightarrow \infty} i \left( L_\infty, \frac{\alpha_n}{\ell_{q_0}(\alpha_n)} \right) = 0.$$

Since  $\{\frac{\alpha_n}{\ell_{q_0}(\alpha_n)}\}$  is precompact, we may pass to a subsequence so that

$$\frac{\alpha_n}{\ell_{q_0}(\alpha_n)} \rightarrow \lambda,$$

for some lamination  $\lambda$ . The continuity of intersection number implies  $i(L_\infty, \lambda) = 0$ .

We observe that  $\lambda$  has to fill  $W$ . To see this, let  $W' \subset W$  be the subsurface filled by  $\lambda$ . Since  $i(L_\infty, \lambda) = 0$ , it follows that  $i(f_\infty(\theta), \lambda) = 0$ . Therefore,  $i(f_\infty(\theta), \partial W') = 0$  and hence  $i(L_\infty, \partial W') = 0$ . Thus  $\partial W' \in \mathcal{S}_0$  and  $W = W'$ .

The support of  $L_\infty$  consists of geodesics having no transverse intersection with the support of  $\lambda$ . Therefore, the support of  $L_\infty$ , restricted to  $W$ , equals the support of  $\lambda$ . That is,  $L_\infty|_W$  is a (filling) measured lamination in  $W$ .

We have shown that  $L_\infty$  is a mixed structure  $(X, q, \lambda)$  where  $X$  is the union of all  $W$  as in Case 1,  $q$  is the limiting flat structure in  $X$  and  $\lambda$  is the union of limiting laminations in Case 2 and weighted curves from all the annular components  $A$  where the restriction of some  $f_\infty(\theta)$  to  $A$  is nontrivial. Since

$$i(L_\infty, L_\infty) = \lim_{n \rightarrow \infty} i(L_{q_n}, L_{q_n}) = \pi/2,$$

the sum of the areas of the flat structures is 1.

To finish the proof, we show that any mixed structure  $\eta = (X, q, \lambda)$  appears as the limit of a sequence of flat structures. The idea is to build the metric from  $q$  on  $X$ , by making small slits at the punctures and gluing in a sequence of metrics on the complement, limiting to  $\lambda$  and with area tending to zero.

First lift  $q$  to an arbitrary representative  $q \in \mathcal{Q}^1(X)$ . Next write the lamination  $\lambda$  as  $\lambda = \lambda_0 + \lambda_1$ , where  $\lambda_0$  is supported on a disjoint union of simple closed curves, and  $\lambda_1$  has support a lamination with no closed leaves. We can further decompose  $\lambda_0 = \sum_i s_i \alpha_i$  for some  $\alpha_i \in \mathcal{S}$  and  $s_i > 0$ . For each  $i$  and all  $n \geq 0$ , let  $C_{i,n}$  be a Euclidean cylinder with height  $s_i$  and circumference  $2/n^2$ . Let  $Y$  be the subsurface filled by  $\lambda_1$  (with boundary replaced by punctures) and let  $q' \in \mathcal{Q}^1(Y)$  be any quadratic differential for which  $\nu_{q'}^0 = \lambda_1$ . Consider the Teichmüller deformation  $A_n q'$ , where

$$A_n = \begin{pmatrix} n & 0 \\ 0 & \frac{1}{n} \end{pmatrix}.$$

This tends to the vertical foliation of  $q'$  (which was chosen to be  $\lambda_1$ ) by Proposition 33 below.

Let  $Z$  be the union of the nonannular, non-pants components of  $S \setminus (X \cup Y)$ . Choose any quadratic differential  $q'' \in \mathcal{Q}^1(Z)$  for which the vertical foliation is minimal (for simplicity).

Now we construct a flat structure  $q_n$  as follows. At each puncture in  $q$  that corresponds to an essential curve in  $S$  (that is, a boundary component of  $X$  in  $S$ ) we cut open a slit of size  $1/n^2$  emanating from the given puncture, in any direction. Similarly, letting

$$q'(n) = \frac{1}{n} A_n q' \quad \text{and} \quad q''(n) = \frac{1}{n} q'',$$

cut open slits of length  $1/n^2$  along the vertical foliations of each, one starting at each of the punctures of  $Y$  and  $Z$  that correspond to essential curves in  $S$ . Note that since the vertical foliations of  $q'(n)$  and  $q''(n)$  are minimal, these constructions are possible. We glue these and the cylinders  $\{C_{i,n}\}$  along their boundaries to recover the surface  $S$  with a quadratic differential  $q_n$ , which we scale to have unit norm (as  $n$  tends to infinity, the areas of  $q'(n)$  and  $q''(n)$  go to zero and the scaling factor tends to 1). We glue along the boundaries by a local isometry, and if we further require the relative twisting of  $q_0$  and  $q_n$  along every gluing curve to be uniformly bounded, we obtain a sequence limiting to  $\eta$  in  $\mathcal{PC}(S)$ , as desired.  $\square$

**A dimension count.** The Thurston boundary is very nice as a topological space: it is a sphere compactifying a ball, having codimension one in the compactification  $\overline{\mathcal{T}(S)}$ . Here, we show that the codimension of  $\partial\text{Flat}(S)$  is three. To see this,

first recall that for a connected surface  $S$  of genus  $g$  with  $n$  punctures,  $\mathcal{T}(S)$  is  $(6g + 2n - 6)$ -dimensional. The space  $\mathcal{Q}(S)$  of quadratic differentials on  $S$  has twice the dimension and  $\text{Flat}(S)$  is a quotient of  $\mathcal{Q}(S)$  by an action of  $\mathbb{C}$ . Hence

$$\dim(\text{Flat}(S)) = 12g + 4n - 14.$$

For any  $\pi_1$ -injective subsurface  $Y \subset S$ , we consider the subset  $\partial_Y \subset \partial\text{Flat}(S)$  consisting of those  $\eta = (X, q, \lambda)$  for which the support of the flat metric is  $X = S \setminus Y$ . Observe that  $\partial\text{Flat}(S)$  is a disjoint union of subsets of the form  $\partial_Y$ , as  $Y$  varies over subsurfaces of  $S$ . In the case that  $Y$  is an annulus with core curve  $\alpha$ , we simply write  $\partial_Y = \partial_\alpha$ . Points in  $\partial_\alpha$  are projective mixed structures of the form  $w\alpha + L_q$ , where  $q \in \text{Flat}(X)$  and the weights  $w$  on  $\alpha$  are nonnegative numbers. We first compute the dimension of the sets  $\partial_\alpha$ .

If  $\alpha$  is a non-separating curve, then  $X$  is connected, has genus one less than  $S$  and has 2 extra punctures. That is,

$$\dim(\text{Flat}(X)) = 12(g - 1) + 4(n + 2) - 14 = 12g + 4n - 18.$$

To recover the space  $\partial_\alpha$ , we restore one extra dimension from the weight on  $\alpha$ , so that  $\dim(\partial_\alpha) = 12g + 4n - 17$ , giving that space codimension three with respect to  $\text{Flat}(S)$ .

Now let  $\alpha$  be a separating curve. Then  $X = X_1 \cup X_2$ , where  $X_i$  is a surface of genus  $g_i$  with  $n_i$  punctures ( $i = 1, 2$ ) so that  $g = g_1 + g_2$  and  $n = n_1 + n_2 - 2$ . Therefore,  $\mathcal{Q}(X)$  has dimension

$$(12g_1 + 4n_1 - 12) + (12g_2 + 4n_2 - 12) = 12g + 4(n + 2) - 24 = 12g + 4n - 16.$$

The space  $\text{Flat}(X)$  is the quotient of  $\mathcal{Q}(X)$  by scaling and rotation in each component, but the total area must be one in the end, giving

$$\dim(\text{Flat}(X)) = \dim(\mathcal{Q}(X)) - 3 = 12g + 4n - 19.$$

The space  $\partial_\alpha$  has one extra dimension from the weight on  $\alpha$  and is  $(12g + 4n - 18)$ -dimensional. In the separating case, then, the codimension is four with respect to  $\text{Flat}(S)$ .

It is not difficult to see that for larger-complexity subsurfaces  $Y \subset S$ , the subsets  $\partial_Y$  have higher codimension in  $\text{Flat}(S)$ , since for any subsurface  $W$ ,

$$\dim \mathcal{ML}(W) < \dim \text{Flat}(W).$$

Since  $\partial\text{Flat}(S)$  is a countable union of sets of the form  $\partial_Y$ , each of which can be exhausted by compact (hence closed) sets, the dimension of  $\partial\text{Flat}(S)$  is the maximum dimension of any subset  $\partial_Y$  (by the Sum Theorem in [23]), which is therefore  $12g + 4n - 16$ . So we have seen that  $\partial\text{Flat}(S)$  has codimension three in  $\overline{\text{Flat}(S)}$ .

## 7. REMARKS AND QUESTIONS

**7.1. Rigidity for closed curves.** Though we have a complete description of rigidity for  $\Sigma \subset \mathcal{S}$ , the more general case of  $\Sigma \subset \mathcal{C}$  is still open.

We have already seen a sufficient condition for  $\Sigma \subset \mathcal{C}$  to be spectrally rigid over flat metrics: clearly if  $\mathcal{PMF} \subset \mathcal{P}(\overline{\Sigma})$ , then  $\Sigma$  is spectrally rigid because its lengths determine all those from  $\mathcal{S}$  in that case. Here is a further observation.

**Proposition 31.** *If  $S$  is closed and  $\overline{\Sigma}$  has nonempty interior as a subset of  $\mathcal{C}(S)$ , then  $\Sigma$  is spectrally rigid over any class of metrics that embeds naturally into  $\mathcal{C}(S)$ .*

*Proof.* Fix a pair of currents  $\nu_1, \nu_2$  and set

$$f(\mu) := i(\nu_1, \mu) - i(\nu_2, \mu).$$

Suppose there is an open set in  $f^{-1}(0)$  containing a current  $\mu_0$ . Let  $\{\delta\}$  be the set of currents close to the identity in the metric on  $\mathcal{C}(S)$  (defined in Theorems 12). Then for  $\delta$  sufficiently close to the zero current,  $f(\mu + \delta) = 0$ , so  $f(\delta) = 0$  by linearity of  $i$ . But every current is a multiple of a small current and  $f$  is linear, so this shows that  $\nu_1$  and  $\nu_2$  have the same intersection number with all of the elements of  $\mathcal{C}(S)$ . We can conclude that  $\nu_1 = \nu_2$  by Otal's theorem. In fact, we have shown that intersections with any open set of currents suffice to separate points in  $\mathcal{C}(S)$ .

To apply this to a class of metrics such that  $\mathcal{G}(S) \hookrightarrow \mathcal{C}(S)$  and  $i(L_\rho, \alpha) = \ell_\rho(\alpha)$ , suppose that  $\lambda_\Sigma(\rho) = \lambda_\Sigma(\rho')$ . Letting

$$\nu_1 = L_\rho \quad \text{and} \quad \nu_2 = L_{\rho'},$$

we have  $f(\mu) = 0$  for all  $\mu \in \overline{\Sigma}$ , which contains an open set by assumption. This then implies that  $\rho = \rho'$ .  $\square$

## 7.2. Remarks on the boundary of $\text{Flat}(S)$ .

**Remark 32** (Visibility in the boundary). We observe that Teichmüller geodesics behave well with respect to the compactification of  $\text{Flat}(S)$ . For all the points along a Teichmüller geodesic, the vertical and horizontal foliations are constant, up to scaling. In this compactification, every geodesic limits to its vertical foliation.

**Proposition 33.** *Let  $G: \mathbb{R} \rightarrow \mathcal{T}(S)$  be a Teichmüller geodesic, let  $q_t$  be the corresponding quadratic differential at time  $t$  and  $\nu_0$  be the initial vertical foliation at  $q_0$ . Then, considering  $\nu_0$  as an element of  $\mathcal{C}(S)$ , we have*

$$\frac{L_{q_t}}{e^t} \rightarrow \nu_0.$$

*Proof.* The flat length of a curve is less than the sum of its horizontal length and its vertical length and is larger than the minimum of its horizontal and vertical lengths. That is, if  $\mu_t$  and  $\nu_t$  are the horizontal and the vertical foliation at  $q_t$  then for every  $\alpha \in \mathcal{C}'(S)$  we have

$$\min(i(\alpha, \nu_t), i(\alpha, \mu_t)) \leq \ell_{q_t}(\alpha) \leq i(\alpha, \nu_t) + i(\alpha, \mu_t).$$

But  $i(\alpha, \nu_t) = e^t i(\alpha, \nu_0)$  and  $i(\alpha, \mu_t) = e^{-t} i(\alpha, \mu_0)$ . Therefore,

$$\frac{i(L_{q_t}, \alpha)}{e^t} = \frac{\ell_{q_t}(\alpha)}{e^t} \rightarrow i(\alpha, \nu_0).$$

Theorems 11 and 15 assure us that a current is completely determined by these intersections.  $\square$

This proposition shows not only that points along a Teichmüller geodesic converge to a unique limit in  $\partial\text{Flat}(S) = \mathcal{P}\text{Mix}(S)$ , but also that different geodesic rays with a common basepoint have different limit points in the boundary (because they have different vertical foliations). This is in contrast with the situation for the Thurston boundary where both of the above statements are false (see [18] and [20]).

**Remark 34** (Compatibility with the Thurston boundary). The boundary of  $\text{Flat}(S)$  described here and the Thurston boundary of Teichmüller space are compatible in a certain sense. Consider the projection

$$\sigma : \text{Flat}(S) \rightarrow \mathcal{T}(S)$$

which sends a flat metric  $q$  to the hyperbolic metric in its conformal class. As flat structures degenerate to the boundary, the corresponding hyperbolic metrics accumulate in  $\mathcal{PM}\mathcal{L}$ . The following proposition describes the relationship between the limiting structures: they have zero intersection number. The results on Teichmüller geodesics in the previous remark illustrate a special case of this.

**Proposition 35.** *Let  $q_n$  be a sequence of flat structures on  $S$  and  $\sigma_n = \sigma(q_n)$ . Assume that  $\sigma_n \rightarrow \mu$  in the Thurston compactification and  $q_n \rightarrow \eta$  in  $\mathcal{PC}(S)$ , where  $\mu$  is a geodesic lamination and  $\eta$  is a mixed structure in  $\partial\text{Flat}(S)$ . Then*

$$i(\mu, \eta) = 0.$$

*Proof.* We suppose that  $s_n q_n \rightarrow \eta$  as currents and  $t_n \ell_{\sigma_n}(\nu) \rightarrow i(\mu, \nu)$  for all  $\nu \in \mathcal{ML}(S)$ . Since the  $\sigma_n$  and  $q_n$  escape from  $\mathcal{T}(S)$  and  $\text{Flat}(S)$ , respectively, we know that the  $t_n$  tend to zero and the  $s_n$  are bounded. There is a sequence of approximating laminations  $\mu_n$  to  $\sigma_n$  such that  $t_n \mu_n \rightarrow \mu$  in  $\mathcal{ML}(S)$  and  $i(\mu_n, \nu) \leq \ell_{\sigma_n}(\nu)$  for all  $\nu \in \mathcal{ML}(S)$ ; see [10, Exposé 8]. Then we have

$$\begin{aligned} i(\mu, \eta) &= \lim_{n \rightarrow \infty} i(t_n \mu_n, s_n L_{q_n}) \\ &= \lim_{n \rightarrow \infty} \frac{1}{2} \int_0^\pi i(t_n \mu_n, s_n \nu_{q_n}^\theta) d\theta \\ &\leq \lim_{n \rightarrow \infty} \frac{1}{2} \int_0^\pi t_n \ell_{\sigma_n}(s_n \nu_{q_n}^\theta) d\theta. \end{aligned}$$

We also have that  $\ell_{\sigma_n}(\nu_{q_n}^\theta)$  is bounded above by  $\sqrt{A \cdot \text{Ext}_{[\sigma_n]}(\nu_{q_n}^\theta)}$ , where  $A$  is the  $\sigma_n$ -area of  $S$ , which is a constant. This is true for simple closed curves by definition of extremal length, and holds for laminations because both hyperbolic length and extremal length extend continuously to  $\mathcal{ML}(S) = \mathcal{MF}(S)$ ; see [17]. Furthermore, extremal length of  $\nu_{q_n}^\theta$  is realized in the quadratic differential metric for which the foliation is straight, namely  $q_n$ . Finally, since  $\ell_{q_n}(\nu_{q_n}^\theta) = 1$  and since the product  $t_n s_n$  tends to zero, we conclude that  $i(\mu, \eta) = 0$ , as desired.  $\square$

**Remark 36** (Intersection of two flat structures). Note that if  $\rho$  is any metric in the conformal class of  $q$  to which a current  $L_\rho$  can be naturally associated, the extremal length argument from Proposition 35 gives us that  $i(L_\rho, L_q) \leq \frac{\pi}{2} \sqrt{A}$ , for  $A$  the  $\rho$ -area of the surface. This gives an even simpler proof of the previous theorem for the case of closed surfaces  $S$  by taking  $\rho$  to be the hyperbolic metric in the conformal class of  $q$ . Furthermore, this also implies the following interesting inequality:

$$i(L_q, L_{q'}) \leq i(L_q, L_q),$$

where  $q$  and  $q'$  are any two flat metrics in the same fiber over  $\mathcal{T}(S)$ , with strict inequality when  $q' \neq q$ . By continuity of  $i$ , this also means that  $i(q, q'') < i(q, q)$  can occur for  $q, q''$  in different conformal classes, by perturbing a  $q'$  as above. On

the other hand,  $i(L_{q_t}, L_q)$  goes to infinity as  $q_t$  follows a Teichmüller ray, so in particular

$$i(L_{q_t}, L_q) > i(L_q, L_q)$$

for large  $t$ . This should be contrasted with the case of hyperbolic metrics, where Bonahon showed that  $i(L_\sigma, L_{\sigma'}) \geq i(L_\sigma, L_\sigma)$  for all  $\sigma, \sigma' \in \mathcal{T}(S)$ . Indeed, that inequality is essential to defining a metric on  $\mathcal{T}(S)$  induced by  $i$  (which Bonahon shows to be the Weil-Petersson metric); this remark shows that no positive-definite metric can be similarly defined on  $\text{Flat}(S)$ .

**Remark 37** (A boundary for  $\mathcal{Q}^1$ ). The boundary for  $\text{Flat}(S)$  can be used to construct a boundary for  $\mathcal{Q}^1(S)$ . We have shown that, for a sequence  $q_n$  of quadratic differentials, after taking a subsequence, not only  $L_{q_n}$  converge in  $\mathcal{C}(S)$ , but by Proposition 30 the maps  $f_n(\theta)$  converge uniformly to a map  $f_\infty$ , after appropriate scaling. One can equip the space

$$\left\{ (\mu, f) \mid \mu \in \mathcal{C}(S), \quad f: \mathbb{RP}^1 \rightarrow \mathcal{ML}(S) \text{ continuous} \right\}$$

with the product topology, from  $\mathcal{C}(S)$  in one factor and uniform convergence in the other. Then the map  $q_n \mapsto (L_{q_n}, f_n)$  is an embedding and has compact closure in the projectivization. However, it seems difficult to describe which pairs  $(\mu, f)$  appear in the boundary of  $\mathcal{Q}^1(S)$ .

**7.3. Unmarked length spectrum does not suffice.** The Sunada construction of distinct isospectral hyperbolic surfaces, originally put forward in [31], is easily applied to metrics in  $\text{Flat}(S)$ . We briefly sketch the idea.

Sunada constructs non-isometric hyperbolic surfaces  $S_1, S_2$  covering a common  $S$  by choosing “almost-conjugate” subgroups  $\Gamma_1, \Gamma_2$  of  $\pi_1(S)$  and lifting to corresponding covers. (Almost-conjugacy means that each conjugacy class of  $\pi_1(S)$  intersects the two subgroups in the same number of elements.) If a flat metric  $q$  is placed on  $S$ , then the argument that its lifts  $q_1, q_2$  are iso-length-spectral runs exactly as for the hyperbolic metrics:  $\Lambda_{\mathcal{C}}(q_1) = \Lambda_{\mathcal{C}}(q_2)$ , because an element of  $\pi_1(S)$  conjugating  $\gamma_1 \in \Gamma_1$  to  $\gamma_2 \in \Gamma_2$  associates a geodesic of  $q_1$  for which the associated deck transformation is  $\gamma_1$  to an equal-length  $q_2$ -geodesic by acting on the lift to  $\tilde{S}$ . (See [5] for a careful discussion.)

The key in using the Sunada construction is therefore to find examples for which the metrics on  $S_1$  and  $S_2$  are not isometric, but such choices of hyperbolic metrics on  $S$  are in fact generic. Now put a flat metric  $q$  on  $S$  in the conformal class of such a hyperbolic metric, and lift it to flat metrics  $q_i$  on  $S_i$ . If  $q_1$  is isometric to  $q_2$ , then they are conformally equivalent, so the corresponding hyperbolic metrics are equal, a contradiction. Thus there is a ready supply of examples of distinct flat metrics for which  $\Lambda_{\mathcal{C}}(q_1) = \Lambda_{\mathcal{C}}(q_2)$ .

Note that this argument is for the unmarked length spectrum  $\Lambda_{\mathcal{C}}$  of all closed curves; the counts of lifts in the Sunada construction are not sensitive to whether curves are simple. The question of whether there are distinct flat surfaces with equal unmarked length spectrum for the simple closed curves  $\mathcal{S}$  remains open.

## 8. APPENDIX: MORE BUILDING BLOCKS.

Here we sketch the construction of the remaining basic building blocks needed to carry out the proof of Proposition 24 for a general surface  $S$  with  $\xi(S) \geq 2$ . The building blocks are surfaces  $\Sigma_{g,n,b}$  where  $g$  is the genus,  $n$ , is the number of

punctures/marked points, and  $b$  is the number of boundary components. If we let  $d$  denote the dimension of the space of metrics we construct on  $\Sigma_{g,n,b}$ , then the resulting pairs  $(\Sigma_{g,n,b}, d)$  are:

$$(\Sigma_{1,0,2}, 2), (\Sigma_{1,0,1}, 2), (\Sigma_{1,1,1}, 2), (\Sigma_{0,2,1}, 0), (\Sigma_{0,3,1}, 2), (\Sigma_{0,4,1}, 2), (\Sigma_{0,4,2}, 3).$$

The case of  $\Sigma_{1,0,2}$  was discussed in Section 4. Each building block will come equipped with a train track that carries the boundary, and when the building blocks are assembled to construct the surface  $S$ , the train tracks assemble to a complete recurrent train track. The family of metrics for each will keep the boundary length fixed, so that the deformations can be carried out independently on each piece. Gluing together the deformations is carried out in a fashion similar to that used for the closed case in Section 4.

By gluing the pieces above, one can construct flat structures and magnetic train-tracks on any surface with  $\xi \geq 2$ . In sketch, one can attach along their boundaries copies of  $\Sigma_{1,0,2}$  (to add one to the genus) and  $\Sigma_{0,4,2}$  (to add four punctures) to obtain a surface with two boundary components which has almost all the required genus and number of punctures. One then caps off the two boundaries with the appropriate pieces to obtain the desired surface. The resulting flat structure,  $q$ , and magnetic train track,  $\tau$ , has a deformation for which the length of every curve in  $\tau$  remains constant. The dimension of this deformation space is at least equal to the sum of the number of allowable deformations for the pieces involved. As before, keeping total area one imposes a codimension-one condition at the end.

8.1.  $(\Sigma_{1,0,1}, 2)$ . The topological picture of  $\Sigma_{1,0,1}$  together with its train track are shown on the left in Figure 10.

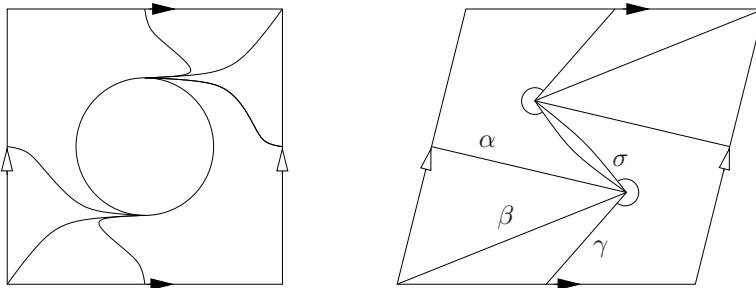


FIGURE 10. The topological picture of  $\Sigma_{1,0,1}$  and its train track is on the left and the metric picture is on the right. The angles of at least  $\pi$  are indicated in the metric picture.

The arcs in the boundary of the square are identified in pairs as indicated by the arrows. The generic metric in the deformation family is shown on the right in Figure 10 and is described as follows. Starting with a parallelogram having one horizontal side and one skew side with positive slope, we identify the opposite sides by a translation as indicated by the arrows. Next we cut a slit along a geodesic arc  $\sigma$  in the parallelogram, and we assume that  $\sigma$  has negative slope. This produces a metric version of the topological surface, and the geodesic version of the train track is obtained by adding the arcs  $\alpha, \beta, \gamma$  as indicated.

If we require the boundary length to be fixed, so the length of  $\sigma$  is fixed, then the dimension of the space of all such metrics is 4: there are 3 dimensions for the

parallelogram and one for the angle  $\sigma$  makes with the horizontal side. We now wish to impose constraints which guarantee that the change in lengths of the branches can be distributed to the switches in such a way that at each switch the increase in the lengths of the incoming branches is equal to the decrease in lengths of the outgoing branches. In this case, one checks that this can only be accomplished if each of the lengths of  $\alpha, \beta, \gamma$  change by the same amount. This imposes two conditions: the difference in lengths of  $\alpha$  and  $\beta$  is constant, and the difference in lengths of  $\beta$  and  $\gamma$  is constant. This cuts the dimension of the deformation space down by two, resulting in the 2-dimensional space of deformations that was claimed. It is interesting to note that in this case, there are nontrivial deformations for which the length vector on the train track itself remains constant.

8.2.  $(\Sigma_{1,1,1}, 2)$ . This building block is obtained by a minor modification of the previous one; see Figure 11. We leave the details to the reader, but point out one new feature in this example not present in the previous two pieces. Namely, the map  $f : (\hat{S}, P) \rightarrow (\hat{S}, P)$  in the definition of a magnetic train track cannot be taken to be a homeomorphism. This is because the small branch that partially surrounds the puncture is collapsed to a point—the length vector assigns this branch zero length.

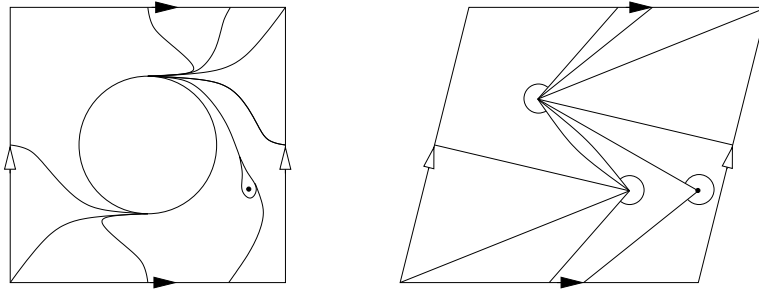


FIGURE 11. The case  $\Sigma_{1,1,1}$  is a minor variation of  $\Sigma_{1,0,1}$  shown in Figure 10.

8.3.  $(\Sigma_{0,2,1}, 0)$ . For this building block, the metric picture degenerates completely to an arc and there is “no room” to construct any deformations; see Figure 12. This piece is used to cap off boundary components. The metric effect is simply to glue the boundary component to itself.

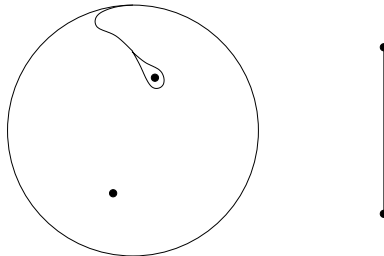


FIGURE 12. The metric version for  $\Sigma_{0,2,1}$  degenerates.

8.4.  $(\Sigma_{0,3,1}, 1)$ . The generic metric is obtained from a parallelogram by identifying the arcs in the sides as indicated by the arrows in Figure 13 via an appropriate semi-translation, then cutting open a slit in the interior emanating from one of the marked points. The small-loop branches of the train track are assigned zero length, and the three main branches (not in the boundary) are represented by the darkened arcs in the metric picture. A dimension count as above reveals that the deformation space has dimension 2.

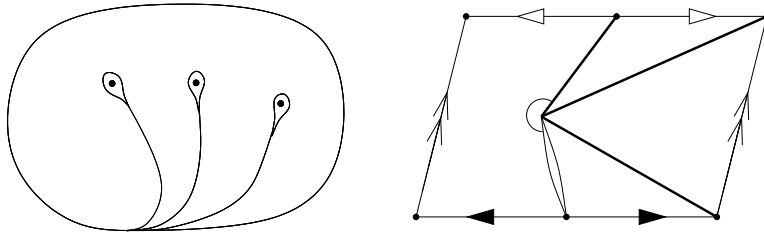


FIGURE 13. The dark lines in the metric picture for  $\Sigma_{0,3,1}$  represent the image of the three main branches of the train track.

8.5.  $(\Sigma_{0,4,1}, 1)$ . This building block is obtained from the previous one in a similar fashion to the way  $\Sigma_{1,1,1}$  is obtained from  $\Sigma_{1,0,1}$ ; see Figure 14. We leave the details to the reader.

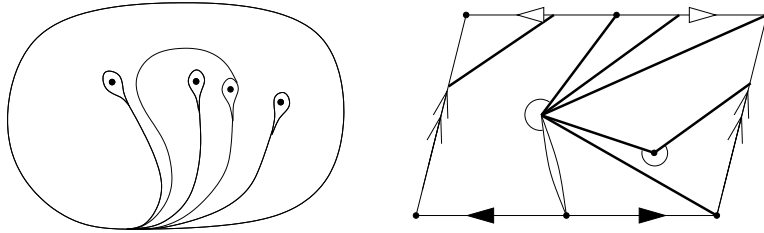


FIGURE 14. Adding another puncture to  $\Sigma_{0,3,1}$  to produce  $\Sigma_{0,4,1}$ .

8.6.  $(\Sigma_{0,4,2}, 3)$ . The metric picture is formed from a parallelogram with sides identified as illustrated, then slit open along two equal-length arcs as shown. We have labeled some of the branches of the train track in Figures 15 and 16.

The space of allowable deformations has dimension 3. To see this, first note that to properly distribute length changes at the switches, the lengths of the arcs are allowed to vary according to the following:

$$\frac{\alpha}{+\epsilon + \delta} \mid \frac{\alpha'}{+\epsilon + \delta} \mid \frac{\beta}{+\epsilon + \delta} \mid \frac{\beta'}{+\epsilon + \delta} \mid \frac{\gamma_1}{+\epsilon} \mid \frac{\gamma_2}{+\delta} \mid \frac{\gamma_3}{+\epsilon} \mid \frac{\gamma_4}{+\delta}$$

To see that these variations are indeed possible (for small  $\epsilon$  and  $\delta$ ), we again appeal to a dimension count. The space of parallelograms with a pair of slits of fixed, equal length is  $3 + 3 + 3 = 9$  dimensions. The 9-dimensional parameter space is subject to 6 equations derived from the geometry, leaving 3 degrees of freedom.

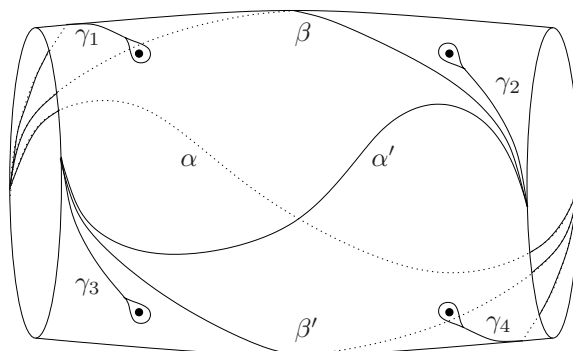


FIGURE 15. The topological picture of  $\Sigma_{0,4,2}$  together with its train track.

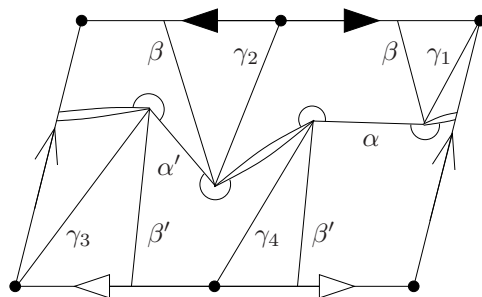


FIGURE 16. The metric picture of  $\Sigma_{0,4,2}$ .

REFERENCES

- [1] Roger Alperin and Hyman Bass. Length functions of group actions on  $\Lambda$ -trees. In *Combinatorial group theory and topology (Alta, Utah, 1984)*, volume 111 of *Ann. of Math. Stud.*, pages 265–378. Princeton Univ. Press, Princeton, NJ, 1987.
- [2] Joan S. Birman and Caroline Series. Geodesics with bounded intersection number on surfaces are sparsely distributed. *Topology*, 24(2):217–225, 1985.
- [3] Francis Bonahon. Bouts des variétés hyperboliques de dimension 3. *Ann. of Math. (2)*, 124(1):71–158, 1986.
- [4] Francis Bonahon. The geometry of Teichmüller space via geodesic currents. *Invent. Math.*, 92(1):139–162, 1988.
- [5] Peter Buser. *Geometry and spectra of compact Riemann surfaces*, volume 106 of *Progress in Mathematics*. Birkhäuser Boston Inc., Boston, MA, 1992.
- [6] M. M. Cohen, M. Lustig, and M. Steiner.  $\mathbf{R}$ -tree actions are not determined by the translation lengths of finitely many elements. In *Arboreal group theory (Berkeley, CA, 1988)*, volume 19 of *Math. Sci. Res. Inst. Publ.*, pages 183–187. Springer, New York, 1991.
- [7] C. Croke, A. Fathi, and J. Feldman. The marked length-spectrum of a surface of nonpositive curvature. *Topology*, 31(4):847–855, 1992.
- [8] Christopher B. Croke. Rigidity for surfaces of nonpositive curvature. *Comment. Math. Helv.*, 65(1):150–169, 1990.
- [9] Marc Culler and John W. Morgan. Group actions on  $\mathbf{R}$ -trees. *Proc. London Math. Soc. (3)*, 55(3):571–604, 1987.
- [10] A. Fathi, F. Laudenbach, and V. Poenaru. *Travaux de Thurston sur les surfaces*, volume 66 of *Astérisque*. Société Mathématique de France, Paris, 1979. Séminaire Orsay, With an English summary.

- [11] Albert Fathi. Le spectre marqué des longueurs des surfaces sans points conjugués. *C. R. Acad. Sci. Paris Sér. I Math.*, 309(9):621–624, 1989.
- [12] Frederick P. Gardiner and Nikola Lakic. *Quasiconformal Teichmüller theory*, volume 76 of *Mathematical Surveys and Monographs*. American Mathematical Society, Providence, RI, 2000.
- [13] Frederick P. Gardiner and Howard Masur. Extremal length geometry of Teichmüller space. *Complex Variables Theory Appl.*, 16(2-3):209–237, 1991.
- [14] Ursula Hamenstädt. Length functions and parameterizations of Teichmüller space for surfaces with cusps. *Ann. Acad. Sci. Fenn. Math.*, 28(1):75–88, 2003.
- [15] Ursula Hamenstädt. Parameterizations of Teichmüller space and its Thurston boundary. In *Geometric analysis and nonlinear partial differential equations*, pages 81–88. Springer, Berlin, 2003.
- [16] Sa’ar Hersensky and Frédéric Paulin. On the rigidity of discrete isometry groups of negatively curved spaces. *Comment. Math. Helv.*, 72(3):349–388, 1997.
- [17] Steven P. Kerckhoff. The asymptotic geometry of Teichmüller space. *Topology*, 19(1):23–41, 1980.
- [18] Anna Lenzhen. Teichmüller geodesics that do not have a limit in *PMF*. *Geom. Topol.*, 12(1):177–197, 2008.
- [19] Gilbert Levitt. Foliations and laminations on hyperbolic surfaces. *Topology*, 22(2):119–135, 1983.
- [20] Howard Masur. On a class of geodesics in Teichmüller space. *Ann. of Math. (2)*, 102(2):205–221, 1975.
- [21] Howard Masur. Closed trajectories for quadratic differentials with an application to billiards. *Duke Math. J.*, 53(2):307–314, 1986.
- [22] Curt McMullen. Amenability, Poincaré series and quasiconformal maps. *Invent. Math.*, 97(1):95–127, 1989.
- [23] Jun-iti Nagata. *Modern dimension theory*, volume 2 of *Sigma Series in Pure Mathematics*. Heldermann Verlag, Berlin, revised edition, 1983.
- [24] Jean-Pierre Otal. Le spectre marqué des longueurs des surfaces à courbure négative. *Ann. of Math. (2)*, 131(1):151–162, 1990.
- [25] Athanase Papadopoulos, editor. *Handbook of Teichmüller theory. Vol. I*, volume 11 of *IRMA Lectures in Mathematics and Theoretical Physics*. European Mathematical Society (EMS), Zürich, 2007.
- [26] R. C. Penner and J. L. Harer. *Combinatorics of train tracks*, volume 125 of *Annals of Mathematics Studies*. Princeton University Press, Princeton, NJ, 1992.
- [27] K. Rafi. A characterization of short curves of a Teichmüller geodesic. *Geometry and Topology*, 9:179–202, 2005.
- [28] Paul Schmutz. Die Parametrisierung des Teichmüllerraumes durch geodätische Längenfunktionen. *Comment. Math. Helv.*, 68(2):278–288, 1993.
- [29] John Smillie and Karen Vogtmann. Length functions and outer space. *Michigan Math. J.*, 39(3):485–493, 1992.
- [30] K. Strebel. *Quadratic differentials*, volume 5 of *A series of Modern Surveys in Mathematics*. Springer-Verlag, Berlin, 1980.
- [31] Toshikazu Sunada. Riemannian coverings and isospectral manifolds. *Ann. of Math. (2)*, 121(1):169–186, 1985.

DEPARTMENT OF MATHEMATICS, 530 CHURCH STREET, ANN ARBOR, MI 48109-1043

*E-mail address:* [mduchin@umich.edu](mailto:mduchin@umich.edu)

*URL:* <http://www.math.lsa.umich.edu/~mduchin/>

DEPARTMENT OF MATHEMATICS, UNIVERSITY OF ILLINOIS AT URBANA-CHAMPAIGN, 1409 W. GREEN ST., URBANA, IL 61801

*E-mail address:* [clein@math.uiuc.edu](mailto:clein@math.uiuc.edu)

*URL:* <http://www.math.uiuc.edu/~clein/>

DEPARTMENT OF MATHEMATICS, UNIVERSITY OF OKLAHOMA, NORMAN, OK 73019-0315

*E-mail address:* [rafi@math.ou.edu](mailto:rafi@math.ou.edu)

*URL:* <http://www.math.ou.edu/~rafi/>